

CONTENTS

Auto lights	90
Batteries and accessories	75
Chargers and inverters	103
Connectors, sockets and switches	97
Generators	105
Globes and fuses	86
Lighting	76
Power 12 Volt	102
Power 240 Volt	95
Solar	73
Wiring	104



ELECTRICAL



CAMEC 12V SOLAR REGULATORS

Solar Charge Regulators are able to handle charge and discharge from a 12V battery and provide over-charging/discharging, and over-load protection. Designed to keep the solar system at an ideal working level by deploying the latest microcomputer-chip technology intelligence control with pulse width modulation (PWM) charging circuitry for higher efficiency. Large LCD display (30Amp only) for easy monitoring.

SPECIFICATIONS:

- 12 Volt
- 10 AMP
- 15 AMP

040434
042470




CAMEC SOLAR CHARGE REGULATOR 30 AMP 12 VOLT

Regulates the charge between solar panels and battery(s). Features a large LCD display with selectable voltage and current readout. PWM charging for panels up to 400W total.

SPECIFICATIONS:

- 30A max (up to 400W of solar panels)
- More than one unit can be used for increased capacity


040435



CAMEC SOLAR PANEL CABLE KIT 2 PIECE

This cable kit consists of a 3 metre +- lead and +- splitter enabling you to link two folding panels together for greater output.

040437



CAMEC SOLAR PANEL MOUNTING KIT 4 CORNER AND 2 SIDE BRACKETS

For solar panels of all sizes with thicknesses up to 40mm. Secure to any surface - caravan, motorhome, boat, flat roof by adhesive or screw. Increases air flow and reduces panel temperature, reducing power loss.

040436



CAMEC PORTABLE FOLDING SOLAR PANEL 120 WATT 12V WITH 15 AMP CONTROLLER

Folding solar kits are easily transferrable between vehicles while their portability offers a simple solution to the limitation of fixed panels if you regularly park your vehicle in the shade. Solar ensures your battery is continually topped up giving you peace of mind especially when free camping. This latest-generation product comes complete with a high capacity 15 Amp solar regulator to ensure the battery is charged at the correct voltage and safeguard against battery overcharging, a 5 metre power lead with alligator clips or convenient Anderson Plug connection and heavy-duty carry bag. Three capacities are available depending on your power requirements and the 90W panels can be 'daisy-chained' to allow you to increase the power capacity using the optional cable kit. These are quality Monocrystalline panels. All CAMEC Solar Panels feature a 25 year panel warranty and 5 year accessory warranty.

SPECIFICATIONS:

- Dimensions: 1094mm(l) x 820mm(h) x 35mm(d)
- Dimensions Folded: 540mm(l) x 820mm(h) x 75mm(d)
- Weight: 12.0kg
- Max Power Output (pm): 120W
- Short Circuit Current (Isc): 7.06A

042468



CAMEC PORTABLE FOLDING SOLAR PANEL 175 WATT 12V WITH 15 AMP CONTROLLER

Fitted with a high current 15 Amp Solar Regulator (many 175W panels are only sold with a 10A Regulator) and supplied with a 5m power cable with the choice of alligator clips or Anderson Plug battery connection. Also supplied with a convenient protective carry bag.

SPECIFICATIONS:

- Dimensions: 1105mm(l) x 1196mm(h) x 70mm(d)
- Dimensions Folded: 546mm(l) x 1196mm(h) x 145mm(d)
- Weight: 22.4kg
- Max Power Output (pm): 175W
- Short Circuit Current (Isc): 10.4A

042469




CAMEC PORTABLE SOLAR PANEL FOLDING 90 WATT 12V WITH 15 AMP CONTROLLER

All CAMEC folding 12V Solar Panels have fitted a 15Amp Solar Regulator and a 5m - lead with alligator clips. A protective carry bag is supplied with each panel.

SPECIFICATIONS:

- Dimensions: 1082mm(l) x 641mm(h) x 35mm(d)
- Dimensions Folded: 535mm(l) x 641mm(h) x 75mm(d)
- Weight: 10.0kg
- Max Power Output (Pm): 90W
- Solar Cell: 125mm(l) x 125mm(h)

042467



CAMEC SOLAR PANEL 150 WATT 12VOLT

Monocrystalline solar panel with 25 year warranty.


FEATURES:

- Fixed solar panel
- Premium A-grade

SPECIFICATIONS:

- Dimensions: 1482mm(l) x 674mm(h) x 40mm(d)
- Dimensions Solar Cell: 156mm(l) x 156mm(w)
- Weight: 12.5kg
- Max Power Output (Pm): 150W

040430



CAMEC SOLAR PANEL 90 WATT 12VOLT

CAMEC 12V monocrystalline solar panel with 25 year warranty.

FEATURES:

- Fixed solar panel
- Premium A-grade

SPECIFICATIONS:

- Dimensions: 1196mm(l) x 546mm(h) x 35mm(d)
- Dimensions Solar Cell: 125mm(l) x 125mm(w)
- Weight: 7.83kg
- Max Power Output (Pm): 90W

040429



CAMEC SEALED LEAD ACID BATTERIES

Perfect for use with Camec Solar Panels, Sealed Lead Acid (SLA) Absorbed Glass Mat (AGM) batteries are ideal for RV and marine use. They are completely sealed and can be stored at any angle with great vibration resistance, making them ideal for 4 x 4 use as well. The tough and high quality ABS housing will last for decades without aging or deforming keeping your battery in perfect condition. High purity, thick lead-calcium alloy plates ensure a long design lifespan of up to 8 years and the quality copper-silver terminals have a small contact resistance and high corrosion resistance.

FEATURES:

- 26 month warranty
- 100% sealed
- Maintenance free

SPECIFICATIONS:

100AH AGM BATTERY

- Nominal Capacity: 100Ah @ 20hr rate FV (1.75V/ cell)
- Operating Temp Range: Charge 0 to 40°C
- Discharge: -20 to 50°C
- Storage: -20 to 40°C
- Dimensions: 306mm(l) x 210mm(h) x 169mm(d)
- Weight: 25.5kg

120AH AGM BATTERY:

- Nominal Capacity: 120Ah @ 20hr rate FV (1.80V/ cell)
- Operating Temp Range: Charge -10°C to 40°C
- Discharge: -20°C to 50°C
- Storage: -20°C to 40°C
- Dimensions: 332mm(l) x 217mm(h) x 172mm(d)
- Weight: 31kg

100AH 042885
120AH 043165



BATTERY BOX STANDARD WITH LID AND STRAP - ARK

High quality, lightweight, black polypropylene, vented battery box impervious to battery acids. Sturdy carry handles, two vents and lid with recesses to allow cable entry. Supplied with webbing tie down strap, screws and securing brackets.

SPECIFICATIONS:

- Internal Dimensions: 275mm(l) x 200mm(h) x 180mm(d)

000336



BATTERY BOX LARGE WITH LID AND STRAP - ARK

High quality, lightweight black polypropylene vented battery box impervious to battery acids. Sturdy carry handles, two vents and lid with recesses to allow cable entry. Supplied with webbing tie down strap, screws and securing brackets.

SPECIFICATIONS:

- Internal Dimensions: 325mm(l) x 200mm(h) x 185mm(d)

000338



BATTERY BOX LARGE SNAP TOP – NOCO

Injection molded UV protected polypropylene plastic box effectively protects the battery, allows ventilation and prevents accidental contact of battery terminals. Patented Snap-Top™ lid secures the lid to the base. Includes mounting hardware.

SPECIFICATIONS:

- Internal Dimensions: 368mm(l) x 254mm(h) x 200mm(d)
- External Dimensions: 451mm(l) x 267mm(h) x 257mm(d)
- Suits Camec 100AH and 120AH batteries

003746



BATTERY BOX POWER KIT- NO BATTERY

Not just a battery box! Includes accessory socket, 10amp circuit breaker, external terminals, battery condition indicator, terminal leads, carry handle, hold down webbing trap, deck mounting brackets and impact resistant handle. Suits 75amp hour battery only - battery not included.

SPECIFICATIONS:

- Internal Dimensions: 325mm(l) x 185mm(h) x 185mm(d)

000339



WAECO RAPID CAR CHARGE KIT

Heavy-duty to suit all Waeco compressor fridge/freezers.

FEATURES:

- Heavy duty replacement for standard vehicle accessory sockets
- Includes 6m heavy duty 6mm cable

003289



BATTERY BOX STRAP

SPECIFICATIONS:

- 1372mm long

000337



CAMEC LED SQUARE CRYSTAL TOUCH LIGHT

Camec LED square crystal light, 4 section complete with touch button.

FEATURES:

- Four pause button switch to adjust the light between blue, daylight and maximum
- Highly polished metalized reflector for consistent and optimum interior illumination
- Frosted internally for glare reduction
- Caps provided to cover screws, leaving a clean finish after installation

SPECIFICATIONS:

- Dimension: 180mm(l) x 13mm(h) x 180mm(w)
- Operating Voltage: 12V DC
- 120 degree flat angle illumination

040310



CAMEC LED SQUARE CRYSTAL TOUCH LIGHT

Camec LED square crystal light, 2 section complete with touch button.

FEATURES:

- Four pause button switch to adjust the light between blue, daylight and maximum light distribution
- Highly polished metalized reflector for consistent and optimum interior illumination
- Frosted internally for glare reduction
- Caps provided to cover screws, leaving a clean finish after installation

SPECIFICATIONS:

- Dimensions: 220mm(l) x 13mm(h) x 90mm(w)
- Operating Voltage: 12V DC
- 120 degrees flat angle light illumination

040311



CAMEC LED SQUARE CRYSTAL TOUCH LIGHT

FEATURES:

- Four pause button switch to adjust the light between blue, daylight and maximum light distribution
- Highly polished metalized reflector for consistent and optimum interior illumination

- Frosted internally for glare reduction
- Caps provided to cover screws, leaving a clean finish after installation

SPECIFICATIONS:

- Dimensions: 90mm(l) x 13mm(h) x 90mm(w)
- Operating Voltage: 12V DC
- 120 degrees flat angle light illumination

040312



**LIGHT 8" OYSTER
HIGH PROFILE
12/240V**

SPECIFICATIONS:

- Dimensions: 200mm(h)
- High profile

005127



HELLA 12/240V ANNEX LIGHT (2621)

Surface mounted external annex light.

SPECIFICATIONS:

- 12/240V
- Dimensions: 241mm(l) x 128mm(h) x 78mm(d)
- White base

005142



12V INTERNAL LIGHT S-S RWB212

Internal roof light.

FEATURES:

- Stainless steel
- Switch

SPECIFICATIONS:

- 12V
- Dimensions: 100mm dome

035843



GLASS LOW PROFILE

Replacement lens for 12/240V Oyster Lights. Patterns may vary.

SPECIFICATIONS:

- 200mm diameter
- Shallow

005161



KNOB LIGHT GLASS PLASTIC

Replacement knob for 12/240V Oyster Light.

005171



**LIGHT 8 RECESSED HI-GLASS 12/240V
WHITE**

A high dome recessed light that is available with both 240V and 12V. Only available with a white base.

FEATURES:

- High profile

SPECIFICATIONS:

- Protrudes 60mm when installed
- White

033283



12V STRIP LIGHT

FEATURES:

- Switch

SPECIFICATIONS:

- 12V
- 30 LEDs
- 20Amp

034342




LED PLEXI SPOTLIGHT DSC21

SPECIFICATIONS:

- 21 LEDs
- 1.2W
- Clear lens

035631

**LED PLEXI SPOTLIGHT (QDT21)****SPECIFICATIONS:**

- 21 LEDs
- 1.2W

035632

**LED PLEXI SPOTLIGHT OVAL LAMP****FEATURES:**

- Attractive style
- Polished chrome base
- Switch

SPECIFICATIONS:

- Glass lens
- Dimensions: 150mm(h) x 70mm(w) x 20mm(d)
- 21 LEDs

035633

**LED PLEXI LINEAR LAMP WITH LED AND SWITCH**

- 12 LEDS 0.7W
- 24 LED 1.3W

035635

035636

**LED PLEXI CEILING LAMP 63 LEDS (ELSI)****FEATURES:**

- Switch

SPECIFICATIONS:

- 63 LEDs
- 3.6W

035637

**12V LED FLEX READING LAMP**

Ideal bedside light.

FEATURES:

- 12V
- Flexible
- Switch

SPECIFICATIONS:

- 9 LEDs
- Overall height from base to tip of lens is 140mm
- Base 45mm

035640

**LED FLEX SPOTLIGHT 12 LEDS**

Ideal bedside light.

FEATURES:

- Flexible

SPECIFICATIONS:

- 12V
- 12 LEDs
- 0.7W

035641

**LED POWER SPOTLIGHT (HT FLEX 1.1 PWL)****FEATURES:**

- Flexible

SPECIFICATIONS:

- 1 Power LED
- 1.4w

035645

**LED POWER SPOTLIGHT (HT SND 1.1 PWL) 1 POWER LED****FEATURES:**

- Adjustable

- Switch

SPECIFICATIONS:

- 1 power LED
- 1.4w

035647

**LED Eco READING LIGHT**

An attractive, fully adjustable, budget-priced, switch operated metal spot light with a powerful warm beam. The EcoSpot surface-mounted SpotLite is designed to provide stylish lighting in motorhomes and caravans.

SPECIFICATIONS:

- 1.5W pure white
- Brushed silver
- Adjustable

039850

CAMEC LED GRAB HANDLE CHROME WITH BLUE NIGHT LIGHT FUNCTION

Features stylish ergonomic handle design for easy grip that is salt water and UV protected. Includes 42 LED cool white illumination lights, soft blue LED night light, glow in the dark switch and optional output to activate a step light. Available in 3 finishes. Direct replacement for Bargman style handle lights.

FEATURES:

- Press switch to activate the blue light options. Blue night light, main white LED, optional step light or to turn on/off
- Press and hold the switch when the blue night light is on to turn it off without turning on the main white light
- Stylish ergonomic handle design for easy grip
- Salt water and UV protected
- Convenient 42 LED cool white illumination light
- Soft blue night light
- Glow in the dark switch cover for easy location of the handle at night
- Switch 12V output for an optional step light (not supplied)

NOTE: The switched output is negative

SPECIFICATIONS:

- Dimensions: 144mm(l) x 46mm(h) x 222mm(w)
- Wiring Colours: Red (+) 12V, Black (-) 12V
- White Switched (-) 12V for Step Light output
- Wattage: 3.5W
- 12V DC Operation

CHROME	041478
BLACK	041479
WHITE	041480




CAMEC BARGMAN REPLACEMENT LENS

Suitable for Bargman grab handles.

FEATURES:

- UV protected
- Suitable for 3061-115/120 Bargman Grab Handles

041806



CAMEC GRAB HANDLE REPLACEMENT LENS

Camec Grab handle replacement lens. Replacement for 005146.

FEATURES:

- UV protected

041807



CAMEC GRAB HANDLE REPLACEMENT LENS

Replacement Lens for 041478, 041479 and 041480.

042706



LUMO LOW PROFILE AWNING LIGHT 12V WHITE

Easy to install, surface mounted and waterproof. White gloss finish with strong knock resistant polycarbonate diffuser.

FEATURES:

- Clear lens no switch

SPECIFICATIONS:

- Dimensions: 253mm(l) x 87mm(h) x 52mm(d)
- 12V 10watt G4 Tungsten halogen lamp

004381



12V HALO READING LIGHT

Halo brushed steel reading light with switch.

SPECIFICATIONS:

- 12V
- 10W
- MR16 globe
- Brushed steel
- Switch

004395



LIGHT DICHOIC METEOR

FEATURES:

- 10W globe
- Switch

004396



FRILIGHT 12V OPAL SPOT

FEATURES:

- 10W globe
- Adjustable for wall or under shelf mounting
- Switch

SPECIFICATIONS:

- 12V
- Dimensions: 68mm(l) x 90mm(h) x 75-115mm(d)

WHITE/GOLD 004403
WHITE/CHROME 004421



FRILIGHT 12V MINI SPOT

FEATURES:

- 10W globe
- Adjustable for wall or under shelf lighting
- Switch

SPECIFICATIONS:

- 12V
- Dimensions: 60mm(l) x 90mm(h) x 85-120mm(d)

WHITE WITH CLEAR LENS 004408
CHROME 004409
SILVER 004420



FRILIGHT 12V HALOSPOT

FEATURES:

- 10W globe
- Adjustable face fixing
- Switch

SPECIFICATIONS:

- 12V
- White with clear lens

004414



SEE PAGE 63



FRILIGHT 12V NOVA WITH NO SWITCH

FEATURES:

- 10W globe
 - Recessed
- SPECIFICATIONS:**
- 12V
 - Dimensions: 75mm(l) x 25mm(h) x 75mm(d)

WHITE 004422
GOLD 004425
CHROME 004426



FRILIGHT 12V DREAM

FEATURES:

- 5W halogen globe
- Adjustable for wall or under shelf mounting
- Switch
- Face fixed

SPECIFICATIONS:

- 12V
- Dimensions: 68mm(l) x 80mm(h) x 75-110mm(d)
- Clear lens and reflector

WHITE/GOLD WITH CLEAR LENS 004427
WHITE/CHROME 004428



FRILIGHT 12V SUN

FEATURES:

- Surface mounted
- Switch
- 10W globe

SPECIFICATIONS:

- 12V
- White with clear lens
- Dimensions: 110mm(l) x 36mm(h) x 110mm(d)

004433



FRILIGHT 12V SQUARE LIGHT

FEATURES:

- Surface mounted
- Switch
- 10W globe

SPECIFICATIONS:

- 12V
- White with clear lens
- Dimensions: 110mm(l) x 40mm(h) x 110mm(d)

004439



FRILIGHT 12V RONDO HALOGEN LIGHT

FEATURES:

- Surface mounted halogen
- Switch
- 10W halogen globe

SPECIFICATIONS:

- 12V
- White
- Clear lens
- Dimensions: 160mm(l) x 50mm(h) x 160mm(d)

004441



FRILIGHT 12V CIRRO HALOGEN LIGHT

FEATURES:

- Surface mounted
- 10W halogen globe
- Switch

SPECIFICATIONS:

- 12V
- White with opaque lens
- Dimensions: 300mm(l) x 48mm(h) x 300mm(w)

004445



FRILIGHT 12V STAR NO SWITCH

FEATURES:

- Recessed
- 10W halogen globe

SPECIFICATIONS:

- 12V
- White with opaque lens
- Dimensions: 70mm(l) x 26mm(h) x 70mm(d)

004454



FRILIGHT 12V PINTO NO SWITCH

FEATURES:

- Recessed halogen light
- 10W halogen globe

SPECIFICATIONS:

- 12V
- White with clear lens
- Dimensions: 76mm(l) x 33mm(h) x 76mm(d)

004460



FRILIGHT 12V PINTO NO SWITCH

FEATURES:

- Recessed
- 10W globe

SPECIFICATIONS:

- 12V
- Chrome
- Dimensions: 80mm(l) x 35mm(h) x 80mm(d)

004462



FRILIGHT 12V SATURN WHITE

FEATURES:

- Recessed
- Switch
- 10W globe

SPECIFICATIONS:

- 12V
- White with opaque lens
- Dimensions: 170mm(l) x 20mm(h) x 170mm(d)

004463



FRILIGHT 12V TARGA NO SWITCH

FEATURES:

- Recessed
- Waterproof
- 10W globe

SPECIFICATIONS:

- 12V
- White with clear lens
- Dimensions: 90mm diameter

004475



FRILIGHT 12V Sky Twin Waterproof White (MRI I) 10W

Suitable as an annex light, waterproof and includes 10W halogen globes.

SPECIFICATIONS:

- Dimensions: 200mm(l) x 110mm(h) x 70mm(d)

004470



FRILIGHT 12V Sky MRI I Light Bulb Micro Spot 10W

Replacement globe.

FEATURES:

- 2 globes

SPECIFICATIONS:

- Dimensions: 200mm(l) x 40mm(h) x 105mm(d)

004471



SKY 12V Waterproof White Opal Lens No Switch Face Fix 2 x 10W

Recessed halogen light, white with no switch. Opal lens, face fix, and 10W (2) globes.

FEATURES:

- 2 globes

SPECIFICATIONS:

- Dimensions: 200mm(l) x 60mm(h) x 106mm(d)

004474



FRILIGHT 12V Nova Recessed White With Switch 10W

Recessed halogen light, white with switch and includes 10W globe.

- White

004478



FRILIGHT 12V Pinto Recessed Chrome With Switch 10Watt

Recessed halogen light, chrome with switch, includes 10W globe.

004492



FRILIGHT 12V Nova Recessed Chrome With Switch 10W

Recessed halogen light, chrome with switch, includes 10W globe.

004480



FRILIGHT 12V Star Surf White Opaque Lens With Switch 10W

Surface mounted halogen light, white with switch. Opaque lens and 5W globe.

SPECIFICATIONS:

- Dimensions: 70mm(l) x 20mm(h) x 70mm(d)

004486



FRILIGHT 12V Comet Eyeball With Switch Face Fix 10W

Surface mounted halogen eyeball light with switch. Clear lens and 10W globe.

SPECIFICATIONS:

- Dimensions: 33mm(h)
- 100mm diameter

WHITE
BEIGE

004494
004495



FRILIGHT 12V Comet Recessed Eyeball Clear Lens With Switch 10W

Recessed halogen eyeball light with switch. Clear lens and 10W globe.

SPECIFICATIONS:

- 80mm diameter

WHITE
BEIGE

004499
004500



12V LED RECESSED DOWN LIGHT 2W PURE WHITE BRUSHED SILVER FINISH

Recessed downlight with a brushed nickel finish, featuring high output SMD LEDs and a frosted plain glass diffuser. At only 2Ws, this fitting provides great output and a warm white beam.

039846



FRILIGHT 12V UNILIGHT OPAQUE LENS WITH SWITCH FACE FIX 10W

Surface mounted halogen light, with switch. Opaque lens and 10W globe.

FEATURES:

- 10w globe.
- With opaque lens and switch

SPECIFICATIONS:

- Dimensions: 160mm(l) x 35mm(h) x 50mm(d)

WHITE
BLACK

004507
004509



FRILIGHT 12V TWILIGHT WHITE OPAQUE LENS WITH SWITCH FACE FIX 2 x 5W

SPECIFICATIONS:

- Dimensions: 247mm(l) x 35mm(h) x 65mm(d)
- 2 x 5W globes
- White

004510



12V PORCH LIGHT WITH SWITCH

FEATURES:

- Rugged design

SPECIFICATIONS:

- Dimensions: 148mm(l) x 87mm(h) x 64mm(d)

004514



LIGHT 12V ANNEX CLEAR LENS NO SWITCH

Waterproof recessed light 12V with clear lens.

SPECIFICATIONS:

- Dimensions: 150mm(l) x 88mm(h) x 55mm(d)

004515



LIGHT 12V WATERPROOF RECESSED CLEAR LENS

Waterproof recessed light 12V with clear lens.

004521



LIGHT 12V SINGLE CEILING CLEAR

Clear single ceiling light 12V.

004524



12V LIGHT DUEL INTERNAL DOME AND SWITCH 2 X 18W

Dual interior dome light with off/on rocker switch. Bright, wide-angle light output 2 x 21CP (16W) globes.

FEATURES:

- Pre-wired and surface mounted
- 12V globes included

004549



LIGHT 12V SINGLE CEILING OPAL

Opal single ceiling light 12V opal.

004526



TWIN LIGHT 12V 8WATT FLURO WITH CIGARETTE LIGHTER (LFTS265)

Twin tubes with folding metal hanger to hook up the light and 4.5m cord with car accessory plug. Operates with 1 or 2 tubes.

FEATURES:

- Without magnets

004576



12V LIGHT 10" ROUND 16W FLURO WHITE OPAQUE LENS

Surface mounted 16W tube, white base, opaque lens and switch.

SPECIFICATIONS:

Dimensions: 250mm(dia) x 50mm(h)

REPLACEMENT FLURO TUBE

004586
004562

12V LIGHT SINGLE 8W FLURO TUBE SURFACE MOUNTED COOL WHITE (MILKY LENS)

Surface mounted 8W tube, white base, opaque lens and switch.

SPECIFICATIONS:

400mm(l) x 30mm(h) x 80mm(d)

004591



LIGHT TWIN 15W FLURO TUBE 12V SURFACE MOUNTED WHITE (MILKY LENS)

Surface mounted 15W twin tube, white (milky lens) with switch.

FEATURES:

- Surface mount
- 2 x 15W tubes

SPECIFICATIONS:

- 12V
- Dimensions: 600mm(l) x 160mm(h) x 42mm(d) below the ceiling

REPLACEMENT FLURO TUBE

004592
004561

LUMO 1 FLURO 12VOLT

Suitable for caravans, motorhomes, minibus, boat and commercial vehicle interiors. Slimline profile for maximum headroom, cracked ice effect diffuser for maximum light, reverse polarity protected; radio and TV suppressed.

FEATURES:

- 8w
- White

004597



LUMO 3 FLURO 12V SURFACE MOUNT (F0313)

Splashproof version with backplate and switch. Specifically designed for use in caravans, motorhomes, and boats. Cost efficient, stylish design and easily installed.

FEATURES:

- 2 x 8w
- White

004602



LUMO 12V MINISPOT LIGHT SILVER/ SAND

The MiniSpot is a modern halogen spotlight, especially designed for caravans, motorhomes and boats. Adjustable halogen light for wall or under shelf mounting. Clear lens switch, reflector and 10W bulb.

SPECIFICATIONS:

- Dimensions: 42mm(l) x 105mm(h) x 82mm(d)

004609



LUMO ELLIPSE 2 X 8W WITH SWITCH 12V SATIN (F2055)

Specifically designed for use in caravans, motorhomes and boats. Cost efficient, stylish design and easily installed.

FEATURES:

- 2 x 8w tubes

SPECIFICATIONS:

- Dimensions: 418mm(l) x 100mm(h)

004613



LUMO ELLIPSE 1 1W PL 12V SATIN (F2064)

Specifically designed for use in caravans, motorhomes and boats. Cost efficient, stylish design and easily installed.

FEATURES:

- Satin

SPECIFICATIONS:

- 11w
- Dimensions: 418mm(l) x 100mm(h)

004617



CROWN I x 9W 12V SATIN (F2027E)

Specifically designed for use in caravans, motorhomes and boats. Cost efficient, stylish design and easily installed.

SPECIFICATIONS:

- 47mm(h) x 217mm(diam)
- Satin

REPLACEMENT GLOBE

004623
004558



CORONET I x 9W 12V SATIN (F2046)

Specifically designed for use in caravans, motorhomes and boats. Cost efficient, stylish design, easily installed. 9w globe.

SPECIFICATIONS:

- Dimensions: 220mm(l) x 140mm(h) x 47mm(d)

REPLACEMENT GLOBE

004627
004558



CEILING LIGHT 96 WHITE LED (6 BLUE NIGHT LIGHT) WHITE SQUARE PUSH BUTTON 12VOLT

LED square light with 96 white LEDs ,6 push button, blue LED and night light.

039829



12V CEILING LIGHT 75 LED WHITE RECTANGLE

SPECIFICATIONS:

- 372mm(w) x 136mm(h) x 30mm(d)

039838

RV MEDIA BLUETOOTH WEATHERPROOF LED SPEAKER AWNING LIGHT 041372





CAMEC REMOTE CONTROLLED 8A LED DIMMER SWITCH AND MOUNT PLATE

Replace your existing on/off switch with this 12V/24V IR remote controlled switch. Includes a flush-mount 87mm x 87mm wall mounted dimmer control and mounting plate for installations where the switch can't be flush mounted. Can control multiple lights up to 8A current draw.

FEATURES:

- Delay off - turns light(s) off after 30 seconds
- Manually dim lights up/down
- Custom preset dim level function

SPECIFICATIONS:

- Preset dim levels: 25%, 50%, 75% and 100%
- Dimensions: 87mm(l) x 53mm(h) x 87mm(w)

040711



12V LED GLOBE MR16

LED MR16 replacement globe for any MR16 holder

FEATURES:

- More durable than halogen bulbs
- Vibration proof design
- Easy installation, just plug into a standard MR16 holder

SPECIFICATIONS:

- Dimension: 50mm(l) x 49.8mm(h) x 50mm(w)
- Operating Voltage: 12V or 24V DC

040713



CAMEC 12V 24 LED 70MM RECESSED DOWN LIGHT

Super bright, stylish LED down light suitable for all types of interior applications.


FEATURES:

- 24 cool white LEDs
- Low heat, high efficiency
- Up to 50,000 hours life - never replace a down light globe again!

SPECIFICATIONS:

- Mounting Hole Diameter 53.5mm
- Mounting Depth: 11mm
- Dimensions: 70mm(l) x 16mm(h) x 70mm(w)
- Light Output: 240LM
- Operating Voltage: 12V

040712



CAMEC 42 LED ROUND REPLACEMENT GLOBE 12V COOL WHITE

This LED light is designed to replace a traditional 2D fluorescent lamp.

FEATURES:

- Anti vibration design
- Instant start, no flickering
- Innovative LED technology for cool lighting source - avoid lens distortion caused by high temperature

SPECIFICATIONS:

- Dimensions: 140mm diameter
- 42 super bright 5050 LED chips
- Operating Voltage: 12V DC

040596



**LED 6 PIECE
12V G4 BACK
COOL WHITE**

This back pin LED is ideally suited to halogen down light globe replacement. LED 6 piece 12V G4 back cool white.

FEATURES:

- 6 Cool white super bright LEDs
- Low heat, high efficiency
- Up to 50,000 hours life - never replace a down light globe again!

SPECIFICATIONS:

- Dimensions: 35mm Diameter
- Light Output: 120LM
- Operating Voltage: 12V

040178



**CAMEC LED G4 SIDE 6 LED 12V
COOL WHITE**

LED G4 bulb, 6 LEDs, 12V, 1.8W.

FEATURES:

- Easy installation with a standard G4 connector
- More durable compared to halogen bulbs

SPECIFICATIONS:

- Dimensions: 35mm(l) x 5mm(h) x 35mm(w)
- 120 degrees flat angle illumination
- Supply Voltage: 12V
- Wattage: 1.8 and 180LM

040173



**LED G4 GLOBE ONLY 6 LED WARM
WHITE SUIT RECESSED LIGHT**

This SMD LED, high output bulb is ideal for use as a direct replacement for a halogen capsule lamp in 12V dc downlight fittings, where the halogen lamp mounts horizontally into the side of the downlight fitting.

039854



**LED 12PIECES SMD G4 IN COOL
WHITE BACK PIN**

LED cool white, 12 pieces, SMD G4 back pin.

040715



**CAMEC LED 12 PIECE SMD G4 COOL
WHITE SIDE PIN 0211311C**

LED, cool white, 12 pieces, SMD G4 side pin.

040714



**CAMEC LED FESTOON 9 LED 39MM
12V COOL WHITE**

LED Globe Replacement festoon 9 LED cool white 12V, suitable for fog lights, daytime running lights and dome light lamp pathway lights.

FEATURES:

- Long service life
- Easy to install
- Low power consumption

SPECIFICATIONS:

- Dimensions: 16.55mm(l) x 8.4mm(h) x 39mm(w)

040175



**LED FESTOON 9 LED 42MM 12V COOL
WHITE**

LED Globe Replacement festoon 9 LED, 12V, cool white, suitable for fog lights, daytime running lights and dome light lamp pathway lights.

FEATURES:

- Easy to install
- Long service life
- Low power of consumption

SPECIFICATIONS:

- Dimensions: 16.55mm(l) x 8.4mm(h) x 42mm(w)
- Supply Voltage: 12V

040174



**LED BAYONET 27 LED SINGLE
CONTACT 12V COOL WHITE 0312111**

LED bulb that will replace 12V lighting units that use the BA15S single contact parallel pin.

FEATURES:

- Low heat rating, which reduces lens distortion and provides direction illumination

SPECIFICATIONS:

- Dimensions: 20mm(l) x 49mm(h) x 20mm(w)
- Operating Voltage: 12V DC
- 2.7W
- Parallel pin
- Connector: Single with 360 degree lighting angle

040176



**CAMEC LED BAYONET 27 LED DOUBLE
CONTACT 12V COOL WHITE**

LED bulb that will replace 12V lighting units that use the BA15D double contact parallel pin, 360 degrees.

FEATURES:

- Low heat rating, which reduces lens distortion
- Vibration proof design

SPECIFICATIONS:

- Dimensions: 20mm(l) x 49mm(h) x 20mm(w)
- Operating Voltage: 12V DC
- 2.7W
- Parallel pin

040177



LED T10 13 LED 12V COOL WHITE

LED replacement globes, T10 13 LEDs 12V cool white.

FEATURES:

- 150 lumens
- 360 degree lighting angle

SPECIFICATIONS:

- Dimensions: 10mm(l) x 43.2mm(h) x 10mm(w)
- 1.8W

040171



CAMEC LED G4 TOWER 9 LED 12V COOL WHITE

These LEDs are a perfect replacement G4 style globes.

FEATURES:

- In-built with 9 super bright SMD chips
- Easy installation with a standard G4 connector

SPECIFICATIONS:

- Dimensions: 9.9mm(l) x 32.3mm(h) x 10.7mm(w)
- Light Output: 180LM
- Supply Voltage: 12V DC

040172



LED MRI 1 XL WARM WHITE GLOBE GLOBE ONLY

This light is one of a co-ordinated range to match any interior and is ideal for most leisure vehicle interiors, including caravans.

039853



LED MRI 6 XL WARM WHITE GLOBE GLOBE ONLY

FEATURES:
 • Wattage: 2W LED
 • Voltage: 10-14V DC only
 • Lamp: 21 Warm White LEDs
 • Construction: Plated steel and plastic

039852



GLOBE DICHOIC 12V 20WATT- BAB WITH COVER

Halogen eyeball light, 12V, 20W with built in reflector with cover.

004869



GLOBE SINGLE CONTACT 21W 12V

FEATURES:
 • 10 per box
 12V 21W
 24V 10W

004847
 004865



GLOBE DOUBLE CONTACT 21/5W 12V

FEATURES:
 • 10 per box
 • 12V 21-5W Offset

004854



LED MRI 6 12V GLOBE

• 21 LEDs

038821



FUSE BLADE TYPE AF

Fuse blade 19mm wide with 2mm of insulation.

SPECIFICATIONS:

- Pack of 50
- Red

5A 004309
 10A 004311
 15A 004313



GLOBE WEDGE 12V 21CP 15 x 35MM (AS PACK OF 10)

Cool White
FEATURES:
 • 21CP 15mm

2 PACK 004834
 10 PACK 004833



GLOBE FESTOON

12V 2 PACK

5W	11MM X 36MM	004804
10W	10MM X 31MM	004810
21W	15MM X 41MM	004822

12V 10 PACK

3W	8MM X 28MM	004795
5W	11MM X 36MM	004802
5W	11MM X 41MM	004805
10W	10MM X 31MM	004809
10W	10MM X 36MM	004808
18W	15MM X 41MM	004815
18W	15MM X 44MM	004817
21W	25MM X 41MM	004820
21W	25MM X 44MM	004823

24V 10 PER BOX

18W	15MM X 41MM	004828
-----	-------------	--------



LIGHT TUBES FLUORESCENT

- 8W
- 9W 2 PIN
- 10W
- 13W
- 15W

- 004555
- 004556
- 004557
- 004560
- 004561



LIGHT TUBE 9 WATT 4 PIN FLURO / CORONET AND CROWN LUMO LIGHTS

Replacement globe to suit Coronet and Crown Lumo lights (refer part no. 004623 and 004627).

004558



GLOBE HALOGEN G4 12V 20W

Halogen G4 globe, 12V, 20W, to suit oyster light conversion.

- FEATURES:**
- 12V

004867



BEP 6 WAY FUSE HOLDER WITH SCREW TERMINAL COVER

BEP 6 way fuse holder with screw terminal cover.

FEATURES:

- Clip on cover with label positions for each fuse
- Position for spare fuses
- 6.3mm quick connect
- Clear polycarbonate cover

SPECIFICATIONS:

- Maximum per Circuit: 30A
- Maximum per Block: 100A

034511



FUSE BOX AND COVER 4 WAY BLADE 3A

Blade fuse box with transparent cover, gasket and terminals.

FEATURES:

- 4 blade

004331



FUSE BOX 8 WAY 25A 12V BLADE SINGLE IN

Blade fuse box with transparent cover, gasket and terminals.

FEATURES:

- Single in
- 8 blade

004338





LED HIGH LEVEL BRAKE LIGHT 12V

SPECIFICATIONS:

- Dimensions: 250mm(w) x 20mm(h) x 32mm(d)

004714



LED 12V COMBINATION LAMPS SUBMERSIBLE

SPECIFICATIONS:

- Pack of 2

040631



LED WATERPROOF COMBINATION AUTO LIGHT 12V - AL-KO

Rear stop/tail/indicator lamp with reflector – twin pack.

040632



LED COMBINATION AUTO LIGHT 12V/24V

Stop/tail/indicator light with bracket.

SPECIFICATIONS:

- Dimensions: 100mm(h) x 100mm(l)

035795



LED COMBINATION AUTO LIGHT 12V/24V

Rear stop/tail/indicator lamp, submersible with no visible screws.

SPECIFICATIONS:

- Dimensions: 200mm(l) x 28mm(h) x 50mm(d)

035796



LED AMBER INDICATOR LAMP SQUARE 12V WITH BRACKET

SPECIFICATIONS:

- Dimensions: 80mm(h) x 80mm(l)

AMBER

RED

004792

004745



LED REAR MARKER LAMP 12V/24V

Red rear marker rectangular.

SPECIFICATIONS:

- Dimensions: 58mm(l) x 19mm(h) x 35mm(d)

004794



LED AMBER INDICATOR LAMP RECTANGLE - 12V/24V

FEATURES:

- Amber side indicator, rectangular.

SPECIFICATIONS:

- Dimensions: 58mm(l) x 35mm(h) x 19mm(d)

004793



LED SIDE CLEARANCE LAMP 12V/24V

Red/amber marker with 2 red and 2 amber LEDs.

SPECIFICATIONS:

- Dimensions: 58mm(l) x 19mm(h) x 35mm(d)

004671



LED CLEAR FRONT MARKER LAMP 12V/24V

SPECIFICATIONS:

- Dimensions: 58mm(w) x 19mm(h) x 35mm(d)

004692



LED SIDE CLEARANCE LAMP 12V/24V - ARC

Includes 0.5m cable.

SPECIFICATIONS:

- Dimensions: 58mm(w) x 19mm(h) x 35mm(d)

RED/AMBER

WHITE

RED

040638

040639

040637



LED LICENCE PLATE LAMP 12V/24V

Lamp with black bracket.

SPECIFICATIONS:

- Dimensions: 58mm(w) x 19mm(h) x 35mm(d)

004702



COMBINATION STOP/TAIL/FLASHER LAMP - NARVA

Shallow body suitable for trucks and vans. Combination rear stop/tail, direction indicator lamp with in-built reflex reflector.

SPECIFICATIONS:

- Dimensions: 275mm(l) x 100mm(h) x 45mm(d)

REPLACEMENT LENS 004717
004718



COMBINATION AUTO LIGHT - NARVA

Rear stop/tail/indicator lamp with reflex reflector.

SPECIFICATIONS:

- Dimensions: 275mm(w) x 58mm(h) x 100mm(d)

REPLACEMENT LENS 004722
039031



COMBINATION AUTO LIGHT - NARVA

Rear stop/tail/indicator/reversing lamp with reflex reflector.

SPECIFICATIONS:

- Dimensions: 275mm(w) x 58mm(h) x 100mm(d)

REPLACEMENT LENS 004725
035793



COMBINATION STOP/TAIL/FLASHER LAMP 3 PANELS - NARVA

Heavy duty rear stop/tail/indicator with in-built retro reflector.

SPECIFICATIONS:

- Dimensions: 601mm(l) x 131mm(h) x 53mm(d)

REPLACEMENT LENS RUBBER 004738
004739



COMBINATION AUTO LIGHT - PEREI

ADR approved and complete with globes.

SPECIFICATIONS:

- Dimensions: 415mm(w) x 133mm(h) x 50mm(d)

REPLACEMENT LENS AMBER 004759
004760
REPLACEMENT LENS RED 004761



COMBINATION AUTO LIGHT - NARVA

Rear combination direction indicator and stop/tail lamp with in-built reflex reflector.

REPLACEMENT LENS AMBER 004735
004736
REPLACEMENT LENS RED 004737



COMBINATION AUTO LIGHT - NARVA

Rear stop/tail/indicator/reversing lamp with reflector.

SPECIFICATIONS:

- Dimensions: 200mm(w) x 28mm(h) x 50mm(d)

033584



COMBINATION AUTO LIGHT - NARVA

Rear stop/tail/direction/indicator and licence plate lamp.

SPECIFICATIONS:

- Dimensions: 107mm(w) x 42mm(h) x 107mm(d)

REPLACEMENT LENS 004732
004733




COMBINATION AUTO LIGHT - PEREI

ADR approved series 106.

SPECIFICATIONS:

- Dimensions: 168mm(w) x 50mm(h) x 83mm(d)

REPLACEMENT LENS 004766
035781



COMBINATION AUTO LIGHT - ARK

Rear combination light – stop/tail/licence plate/indicator

REPLACEMENT LENS 004766
035771



LED STOP/TAIL/INDICATOR LIGHT

Red/amber.

SPECIFICATIONS:

- 12 volt
- Dimensions: 190mm(w) x 100mm(h) x 28mm(d)

004746



SQUARE COMBINATION AUTO LIGHT - PEREI

ADR approved series 12.

SPECIFICATIONS:

- Dimensions: 98mm(w) x 48mm(h) x 98mm(d)

REPLACEMENT LENS 004764
004765

Auto lights - combination



COMBINATION AUTO LIGHT - NARVA

Chrome rim rear stop/tail and direction lamp.


SPECIFICATIONS:

- Dimensions: 176mm(w) x 42mm(h) x 107mm(d)

REPLACEMENT LENS

004729

004730



COMBINATION AUTO LIGHT - PEREI

ADR approved series 106.

SPECIFICATIONS:

- Dimensions: 168mm(w) x 50mm(h) x 83mm(d)

REPLACEMENT LENS

004766

035781



COMBINATION AUTO LIGHT - BRITAX

Stop/tail/indicator lamp.

SPECIFICATIONS:

- Dimensions: 160mm(w) x 80mm(d)

REPLACEMENT LENS

035768

035783

Auto lights - marker and reversing



FRONT MARKER LAMP - NARVA

Front and outline marker and front position (side) lamp.

SPECIFICATIONS:

- Dimensions: 84mm(w) x 40mm(h) x 48mm(d)

004683



FRONT MARKER LAMP CLEAR - PEREI

Front marker auto light, clear lens and comes complete with clips.

SPECIFICATIONS:

- Dimensions: 90mm(w) x 25mm(h) x 49mm(d)

REPLACEMENT LENS

004693

004694



FRONT MARKER LAMP - NARVA

Front and outline marker and front position (side) lamp.

SPECIFICATIONS:

- Dimensions: 101mm(w) x 28mm(h) x 52mm(d)

REPLACEMENT LENS

004681

004682



REAR MARKER LAMP RED - NARVA

FEATURES:

- Rear end outline marker and front position (side) lamp.
- Red lens

SPECIFICATIONS:

- Dimensions: 101mm(w) x 52mm(h) x 28mm(d)

004686



REAR MARKER LAMP - PEREI

Rear marker lamp complete with clips.

SPECIFICATIONS:

- Dimensions: 90mm(w) x 25mm(h) x 49mm(d)

REPLACEMENT LENS

004695

004696



MARKER LAMP - NARVA

SPECIFICATIONS:

- Dimensions: 80mm(l) x 27mm(h) x 25.3mm(d)

RED

004684

AMBER

004788

CLEAR

004679



REVERSING ROUND LAMP - NARA

FEATURES:

- Clear lens

SPECIFICATIONS:

- Mounting Pad: 79mm
- Diameter 77mm(w) x 44mm(h)

004779



REVERSING LAMP RECTANGLE - NARVA

SPECIFICATIONS:

- Dimensions: 200mm(w) x 131mm(h) x 65mm(d)

004778





SIDE CLEARANCE LAMP - NARVA

ADR approved red/amber lens.

SPECIFICATIONS:

- Dimensions: 125mm(w) x 30mm(h) x 65mm(d)

004660



SIDE MARKER LAMP

Red/amber auto side clearance lamp.

SPECIFICATIONS:

- Dimensions: 130mm(w) x 60mm(h) x 40mm(w)

REPLACEMENT LENS

004658
004659



SIDE CLEARANCE LAMP - NARVA

Red/amber.

SPECIFICATIONS:

- Dimensions: 84mm(w) x 40mm(h) x 48mm(d)

004665



LED SIDE CLEARANCE LAMP

Side marker with 0.5m cable.

SPECIFICATIONS:

- 12/24 volt
- Dimensions: 58mm(w) x 19mm(h) x 35mm(d)

RED
RED/AMBER
WHITE

040637
040638
040639



SIDE CLEARANCE LAMP - NARVA

Rubber. Red/amber.

SPECIFICATIONS:

- Dimensions: 88mm(w) x 56mm(h) x 68mm(d)

004655



SIDE CLEARANCE LAMP - NARVA

ADR approved with metal safety guard.

SPECIFICATIONS:

- Dimensions: 140mm(w) x 36mm(h) x 71mm(d)

004662



AUTO LIGHT NUMBER PLATE - BRITAX 868-00

SPECIFICATIONS:

- Dimensions: 68mm(w) x 38mm(h) x 60mm(d)

035774



LICENCE PLATE LAMP - NARVA

SPECIFICATIONS:

- Dimensions: 105mm(w) x 54mm(h) x 49mm(d)

004698




LICENCE PLATE LAMP - NARVA

Lamp with black bracket.

SPECIFICATIONS:

- Dimensions: 58mm(w) x 19mm(h) x 35mm(d)

004697



**REFLECTOR SCREW
ON 75MM x 45MM**

Featuring a high impact PMMA lens, these reflectors are fully ADR compliant.

RED	004958
AMBER	004960
CLEAR	004959



REFLECTOR SCREW ON 127MM x 51MM

Featuring a high impact PMMA lens, these reflectors are fully ADR compliant.

RED	004961
AMBER	004963
CLEAR	004962



REFLECTOR STICK ON 105MM x 55MM

Retro reflector, ADR approved.

RED	035337
AMBER	035340
CLEAR	035354

**REFLECTOR STICK ON 85MM x 22MM -
BRITAX**

ADR approved.

FEATURES:

- Stop/tail/ indicator/number plate lamp.

SPECIFICATIONS:

- Dimensions: 105mm(w) x 97mm(h) x 52mm(d)

RED	038318
AMBER	038317
CLEAR	038316

TRAILER LIGHT BOARD

Comes with flat 7 pin plug.

1500MM	004776
1850MM	035838
REPLACEMENT LENS	035786





POWER INLETS

Used to bring 240V power into the RV.

FEATURES:

- Inlet connection complete with waterproof flap and sealing gasket
- White

SPECIFICATIONS:

- Dimensions (cover): 80mm(w) x 100mm(h)
- Recess (into the wall): 35mm at the centre
- 15A

005187



OLD STYLE SPACER BLOCK WHITE

Suits power inlets and outlets.

005190



CAMEC PLUS 2 15A RV EXTENSION LEADS

- Extra value
- 2 metres longer than other brands
- Safety LED illuminated socket
- 15A large blade earth pin

12M
17M
22M

042886
042887
042888



EXTENSION SOCKET 15A ORANGE 438/15

Cord extension plugs and sockets for ordinary duty 3 core flexible cords.

SPECIFICATIONS:

- 15A socket

005103



EXTENSION LEAD JOINING COVER WEATHERPROOF 437Ps

Weatherproof threaded coupling, impact resistant.

SPECIFICATIONS:

- Diameter: 66mm

005112



EXTENSION LEADS 15 AMP FOR RV USE ONLY

15A heavy duty for caravan and RV use, with wide blade earth pin.

10M
15M
20M

005090
005092
005093



POWER INLET 15A NEW STYLE WHITE

Power Inlets, 15A, weatherproof lid. Used to bring 240V power into the RV.

FEATURES:

- Depending on wall thickness you may also need a backing plate
- They come with a foam rear seal and screw caps

SPECIFICATIONS:

- 15A
- Dimensions (cover): 80mm(w) x 100mm(h)
- Recess (into the wall): 35mm at the centre
- White

005193



POWER OUTLET 10A WHITE FOR EXTERNAL USE

Designed to be fitted to the exterior wall of the RV for power to annex. Double pole.

FEATURES:

- Inlet connection complete with waterproof flap and sealing gasket

SPECIFICATIONS:

- 10A
- Dimensions (cover): 80mm(w) x 100mm(h)
- Recess (into the wall): 35mm at the centre
- White

005196



POWER OUTLET 10A NEW STYLE WHITE FOR EXTERNAL USE

Designed to be fitted to the exterior wall of the RV for power to annex. Double pole.

FEATURES:

- Inlet connection complete with waterproof flap and sealing gasket

SPECIFICATIONS:

- 10A
- Dimensions (cover): 80mm(w) x 100mm(h)
- Recess (into the wall): 35mm at the centre
- White

005198



240VOLT 10 AMP-15 AMP ADAPTOR RCD AMPFIBIAN RV-02 MAX

Safe and legal connection of a 15A load such as a caravan or other RV to a standard 10A supply when a 15A circuit is unavailable.

FEATURES:

- Rugged water resistant design for outdoor use and travel
- Overload and earth leakage (RCD) protection
- Safely connect your 15A device eg. caravan, to domestic outlets
- Cleat to secure outlet lead from accidental disconnections
- 1.8m connection lead flip out hook for hanging
- Clear lids for easy inspection

- Made in Australia
- Designed for Australian conditions

SPECIFICATIONS:

- Dimensions: 415mm(l) x 170mm(h) x 110mm(d)
- Overload protection to 10A included
- Suits 9mm diameter extensions cords
- Larger diameter will require some filing of plastic
- Includes Residual Current Device (RCD)

039929



AMPFIBIAN MINI 15A TO 10A POWER ADAPTOR WITH RCD AND OVERLOAD

Safely and legally connect any 15A device such as an RV or heavy duty power tool (eg welder) to a domestic 10A socket. The Ampfiban MINI will cut the power if more than 10A is drawn and also has an in-built Residual Current Device (RCD) which protects against accidental electrocution. The Ampfiban is IP33 rated, but for a fully waterproof solution for RV use, we recommend the Ampfiban MAX (Part no. 039929).

FEATURES:

- Designed and made in Australia
- Full Australian standards approved
- IP33 Indoor use recommended

042424



RVMedia

DOUBLE POLE POWER POINT WITH USB CHARGING

A first for Australia and designed by Camec specifically for RV use. 240V power point with dual USB charging ports. Keep your phones, tablets, etc. fully charged on the go.

FEATURES:

- 2 x 2.1A USB charging ports
- Blue LED charge mode activated indicators
- Australian Standards compliant and RCM approved
- Approval no: EESS-150413-0

003437



POWER POINT SINGLE WHITE SHALLOW CLIPSAL 15D

Single switched sockets with shallow plate.

FEATURES:

- Shallow plate

SPECIFICATIONS:

- Dimensions: 121mm(l) x 56mm(w)
- 240V
- Double pole
- White

005200



POWER POINT SINGLE WHITE DEEP CLIPSAL 15DD

Single switched sockets with deep large plate.

FEATURES:

- Deep plate

SPECIFICATIONS:

- Dimensions: 121mm x 76mm
- 240V
- Double Pole
- White

005202



POWER POINT SINGLE HPM DEEP 1/788P

FEATURES:

- HPM, deep plate
- Single
- White

005214



POWER POINT DOUBLE SHALLOW WHITE CLIPSAL 25D

Double switched sockets with shallow plate.

FEATURES:

- Shallow plate

SPECIFICATIONS:

- Dimensions: 115mm x 73mm
- 240V
- Double pole
- White

005209



POWER POINT DEEP MOUNTING BLOCK WHITE CLIPSAL 449A

Suits all Clipsal standard pattern power points.

- White

005212



SWITCH MECHANISM WHITE DOUBLE POLE 30MD

Replacement single mechanism.

SPECIFICATIONS:

- 10A
- Double pole
- White

005225



CLIPSAL SWITCH PLATE 1 GANG 31 WHITE SHALLOW

Universal dimmer switch plate with 1 gang. 240V 450W.

005199



SWITCH SINGLE DEEP WHITE DOUBLE POLE 240V (30DD)

Single mechanism, deep plate, double pole switch.

FEATURES:

- Deep plate

SPECIFICATIONS:

- Double pole
- Dimensions: 78mm(h) x 36mm(w)
- 240V
- 10amp
- White

005233



SWITCH SINGLE DEEP MECH. (30M/31DA)

Single mechanism, deep plate, double pole switch.

FEATURES:

- Brown switch

SPECIFICATIONS:

- Double pole
- Dimensions: 78mm(h) x 36mm(w)
- 240V
- White/brown

005235



SWITCH SINGLE DEEP HPM DOUBLE POLE 240V (1A770PWE)

Single mechanism, deep pole, double pole, switch.

SPECIFICATIONS:

- 240V
- Double pole
- White

005237



WHITE DOUBLE POLE SWITCH 10A (30D)

Single mechanism, double pole switch

FEATURES:

- Shallow plate

SPECIFICATIONS:

- Dimension: 78mm(h) x 36mm(w)
- 10A
- 240V
- White

035757



CONTROL PANEL 6 WAY - BULK TRAVELLER

Supplied with ATC fuses accessible from front cover.

Square dimensions allow for modular mounting. Includes label sheet, LED on each switch, matching trim conceals and mounting screws.

SPECIFICATIONS:

- Dimensions: 108mm(l) x 108mm(h) x 36mm(d)
- 6 way bulk pack

005043



ARK 6 PIN CAR TO 7 PIN VAN FLAT (6S2FP)

If the Car has a 6 pin, small round socket and you want to connect a trailer or caravan which has a flat 7 pin plug, use this adapter.

035827



ARK 7 PIN CAR SOCKET FLAT (FSB7)

7 Pin quick assembly flat Socket. These connectors are made by a number of manufactures, but all will fit into each brand provided the style is the same.

SPECIFICATIONS:

- FSB7 - 7 pin

035825



ARK 7 PIN TRAILER PLUG FLAT (FPB7)

7 quick assembly flat trailer plug (includes magnet). These connectors are made by a number of manufactures, but will fit into each brand provided the style is the same.

FEATURES:

- Magnetises to trailer
- Avoids damage to plug
- Brass terminals
- Superior quality

SPECIFICATIONS:

- FP87

035824



ARK 7 PIN FLAT TO 6 PIN ROUND VAN (FS26P)

For use where the car has a flat outlet and you want to connect to a trailer or caravan that has a 6 pin round plug.

FEATURES:

- 7 pin to 6 pin trailer small round

035829



2 PIN 20A INLINE PLUG AND SCREW (B62A)

FEATURES:

- 2 pin unmounted

004266



12V CIGARETTE SOCKET SURFACE MOUNTING

Mounted inside a UV stabilised black box for surface mounting.

004171



BUS BAR COVER NEGATIVE 6 WAY

6 way bus bar cover.

038308



WIRE TAP CONNECTOR 3-4MM

The ideal solution for quick and sturdy cable connection. Enables connection of car socket wiring without cutting or soldering.

- White

004158



12V CIGARETTE SOCKET RECESS MOUNTING

Suits 12-24V up to 16A.

004170



ROUND 6 PIN SMALL METAL VAN PLUG - NARVA (82132/B25)

Small round metal.

SPECIFICATIONS:

- B5 - 6 pin

004893



FLAT 7 PIN CAR CONNECTOR - NARVA (82042/B5 BULK)

SPECIFICATIONS:

- B5 - 7 pin

004917



FLAT VAN PLUG 7 PIN CONNECTOR - NARVA (82141/B4 BULK)

For vehicles with reversing sensors, this 7 pin connector features an in built reed switch that deactivates the sensors while a trailer is connected, preventing constant beeping. All flat connectors are applicable to Australian states and New Zealand.

FEATURES:

- ADR approved AS4177.5
- Tough ABS housings with nickel plated brass terminals

SPECIFICATIONS:

- B4 - 7 pin

004916



7-PIN SMALL ROUND LED TRAILER PLUG

In-built Circuit Tester to individually test power through each circuit of your wiring.

004928



7-PIN SMALL ROUND LED TRAILER SOCKET

In-built Circuit Tester to individually test power through each circuit of your wiring.

004929



ROUND 7 PIN LARGE CAR - 7 PIN SMALL VAN CONNECTOR - NARVA (82265Bl/BJ15)

FEATURES:

- 7 pin large round car to 7 pin round van

004938



FLAT 7 PIN CAR - 6 PIN SMALL VAN CONNECTOR - NARVA (82230Bl/BJ7)

FEATURES:

- Britax car to 6 pin Utilux van

004948



6 PIN SMALL CAR - 7 PIN FLAT VAN CONNECTOR - NARVA (82220Bl/BJ6)

FEATURES:

- 6 pin Utilux car to Britax van

004949



SWITCH ROCKER 12V 30A WITH LED LIGHT

SPECIFICATIONS:

- 30Amp
- LED light
- Red

005007



CIGARETTE LIGHTER PLUG (14218-00)

Universal cigarette lighter plug that will also plug into an accessory socket when end ferrule is removed.

035836



12V ACCESSORY PLUG

Non-corrosive. Screws apart for fast, simple wire connection with screw terminals. No soldering required. Allows marine lights, etc. to be easily converted to convenient cigarette plug attachment.

SPECIFICATIONS:

- 12-24V up to 16A

004172



ACCESSORY PLASTIC PLUG AND SCREW - NARVA (82106BL)

004176



ACCESSORY ALUMINIUM SOCKET AND SCREW

Aluminium, fitted with screw terminal and thermoplastic lid.

004173



ROUND 6 PIN SMALL CAR SOCKET B24 METAL

SPECIFICATIONS:

- B24
- 6 pin

035991



TOGGLE SWITCH METAL 12V 20A

005034



FIXED POL SOCKET CLEAR 32VOLT 15 AMP CORD SOCKET

T style cord extension socket 15A 2 pin polarized for use in 12V to 32V applications.

004188



FIXED POL PLUG CLEAR 32VOLT 15 AMP

T style plug 15A 2 pin polarized for use in 12V to 32V applications.

004187



FIXED POL SQUARE SURFACE SOCKET WHITE

T style surface mount socket 15A 2 pin polarized for use in 12V to 32V applications.

004186

**4 PIN 35A PLUG (B76)****SPECIFICATIONS:**

- 35amp
- B76 - 4 pin plug

004344

**CIRCUIT BREAKER 20 AMP DC
UNIVERSAL 6/12/24 VOLT DC****APPLICATIONS**

Non corrosive moulded cover to eliminate earthing when operating against a fault line.

SPECIFICATIONS:

- 20 amp

004344

**SINGLE CONTOUR SWITCH 12V BLACK
VERTICAL ON/OFF 16A**

Vertical on/off. Labels included.

FEATURES:

- Single Switch
- Black

005024

Power 12 Volt

**VOLTMETER 8-16V - TRAVELLER**

Features expanded scale face. Colour coded for easy reading. Recessed mounting.

SPECIFICATIONS:

- Dimensions: 108mm(l) x 108mm(h) x 56mm(d)

BULK PACK

005049

RETAIL PACK

005050

**AMPMETER 20A - TRAVELLER**

Internal shunt and recessed mounting. Square shape allows modular stacking. Suited for solar panels or battery charger.

SPECIFICATIONS:

- Dimensions: 108mm(l) x 108mm(h) x 56mm(d)

BULK PACK

005052

**RELAY VOLT SENSITIVE 12V 140A**

Isolates a second battery and electronics from harmful engine starting spikes. Allows charging of 2 12V batteries together. Continuous 125 amp, intermittent 140 amp. Ignition protected.

005055

**ANDERSON PLUG 12V 50A HEAVY
DUTY - BINTECH (BTP50AR)**

Anderson plus 12V 50A heavy duty Binteck BTP50AR,

040846

**CIRCUIT BREAKER 12V 15A****SPECIFICATIONS:**

- 15amp

035751

**RELAY VOLTAGE DUAL SENSOR 140A**

Allows the unit to sense the voltage of both batteries between which it is connected.

005054

**CIRCUIT BREAKER PANEL BEP 12V 4
SWITCH 20A****SPECIFICATIONS:**

- Dimensions: 220mm(l) x 140mm(h) x 47mm(d)
- 20 Amp

004350



BATTERY CHARGER MULTI XS

Spark free, short circuit proof, reverse polarity protected. Pulse maintenance for maximum battery life. Ideal charge down to 170v AC. Safe for lead-acid types, flooded, MF, Gel and AGM Batteries. Waterproof to IP65. Suitable for outdoor use.

- | | |
|----------|--------|
| 800/12 | 017038 |
| 7000/12 | 003789 |
| 14000/24 | 034402 |
| 25000/12 | 017039 |



BATTERY CHARGER AUTO 2.5A

Fully automatic. Designed to be left connected to a 12V battery without risk of overcharging. 2.5A RMS (1.6A constant charge) trickle charge.

035850



BATTERY CHARGER CTEK M300 12V 25A

Marine charger for charging large 12V batteries. Supplied with a BONUS 0.8A starter (battery) charger.

FEATURES:

- Fully automatic 8 step charging
- In-built fan
- 4M long secondary cable with temp sensor

SPECIFICATIONS:

- Battery Capacity: 40-500Ah
- Insulation: IP44
- Dimensions: 235mm(l) x 65mm(h) x 130mm(d)

038438



BATTERY CHARGER CTEK M200 12V 15A

Great charger for charging large 12V batteries. The M200 analyses whether the battery can accept and retain the charge, it removes harmful lead sulphate crystals, gives an effective charge and automatically switches to safe maintenance charging when the battery is fully charged.

FEATURES:

- Fully automatic 8 step charging
- In-built fan
- 4M long secondary cable with temp sensor

SPECIFICATIONS:

- Battery Capacity: 28-300Ah
- Insulation: IP44
- Dimensions: 235mm(l) x 65mm(h) x 130mm(d)

038437



INVERTER PURESINE

SPECIFICATIONS:

- Dimensions: 280mm(l) x 200mm(h) x 115mm(d)
- 300W 12/240V 039167



WAEKO INVERTER 150WATT CAN SIZE BATTERY/OVERLOAD PROTECTION

Perfectly round, this can size inverter is easily accessible and can be placed in the vehicle's drink holder.

FEATURES:

- Firm and secure hold in the vehicle's cup holder
- Mobile energy for 240V low-power consumers
- Thermal overload protection, electronic short circuit protection, automatic low voltage shutdown

SPECIFICATIONS:

- Dimensions: 66mm(diam) x 163mm(l)
- Peak/Continuous Power: 250/150W
- Input Voltage: 12V DC (10 to 15V)

003814



BUS BAR - 6 WAY - 2 STUD 75A

4mm stainless steel screws for captured wiring connections. 6mm input stud. Tin plated brass. Main Bus 50 amp. Insulated mounting base.

FEATURES:

- 6 way
- 2 stud

005060



AUTO CORRUGATE SPAGHETTI SPLIT 10MM BLACK

Black fire-retardant polypropylene.

SPECIFICATIONS:

- Dimensions: 10mm(l) x 10mm(d)

035810



CABLE TWIN AND EARTH

Sold per roll of 100m.

SPECIFICATIONS:

- 1.5mm

005085



CABLE 2-CORE

2 core. Sold per metre.

RED 4MM

RED/BLACK 6MM

7 CORE 7/0.32

7 CORE 4MM

004122

004129

004137

004141



CABLE FIGURE 8 TWIN RED 4MM RED WITH BLACK TRACER

Sold per metre.

004127



CABLE

Sold per roll of 100m.

2 CORE RED/BLACK 6MM

2 CORE RED/BLACK 4MM

7 CORE 7/0.32

004131

004124

004138



CORRUGATED SPLIT TUBE

Corrugated tubing offers the ideal solution for keeping lengths of cable neatly and professionally organised. Provides protection from abrasion, punctures, vibration as well as automotive fluids and high operating temperatures.

FEATURES:

- Length 10m
- Black

10MM

13MM

004147

004150



TERMINAL STRIP CONNECTOR 20A IN LINE

- SPECIFICATIONS:**
- 12 In-line plastic strip connector
 - 20A

004156



TERMINAL CABLE JOINER 4MM BLUE INSULATED

- Flared vinyl, fully insulated, butt splice cable joiners.
- SPECIFICATIONS:**
- 4mm
 - Pack of 100

004227



TERMINAL CABLE JOINER 2.5-3.0MM RED INSULATED

- Flared vinyl, fully insulated, butt splice cable joiners.
- SPECIFICATIONS:**
- 2.5-3.0mm
 - Pack of 100

004225

Generators



YAMAHA EF1000iS 1 kVA PETROL POWERED SILENT INVERTER GENERATOR

The EF1000iS weighs 12.7kg and will run continuously for up to 12 hours without refuelling (at 1/4 load with Eco On).

FEATURES:

- Auto de-compressor
- Economy idle system
- Noise level suppressor
- Brushless alternator
- Electronic circuit breaker system

SPECIFICATIONS:

- Power Rating: 1000W
- Rated Voltage: 230V
- Frequency: 50 Hz
- Rated Output: 0.9kVA
- Max. Output: 1kVA
- DC Output: 12V / 8 Amp
- Dimensions: 450mm(l) x 380mm(h) x 240mm(w)
- Weight: 12.7kg
- Fuel Tank Capacity: 2.5L
- Noise Level: 77dBA (1/4 load) / 57dBA (full load)
- Engine Type: OHV Air Cooled MZ50
- Displacement: 50cc
- Max Output: 1.6kW (2.2hp) @ 4000rpm

038368



YAMAHA EF2400iS 2.4 kVA PETROL POWERED SILENT INVERTER GENERATOR

The EF2400iS inverter combines the latest technology to produce the highest output in its class. This unit comes with TwinTech capability to offer you additional power when you need it and has enough juice to power up most RV air conditioners!

FEATURES:

- Auto de-compressor
- Economy idle system
- Noise level suppressor
- Brushless alternator
- Electronic circuit breaker system

SPECIFICATIONS:

- Dimensions: 527mm(l) x 459mm(h) x 419mm(w)
- Weight: 32 kg
- Generator Type: Inverter
- Rated Voltage: 230V
- Frequency: 50 Hz

038369



YAMAHA EF2000iS 2kVA PETROL POWERED SILENT INVERTER GENERATOR

Introducing the EF2000iS Inverter Generator: powerful, portable and super sleek with lots of great features for camping and recreational use, making it the perfect companion in a motorhome or caravan. The EF2000iS has enough power to run a microwave oven, a camping fridge, a kettle or a television. It is fitted with a muffler and air filter to achieve super quiet performance and because of its advanced Noise Block sound reduction system you can have a conversation without having to raise your voice.

FEATURES:

- Weighs only 20 kg
- USFS-approved spark arrestor eliminates errant sparks
- TwinTech capability enabling you to connect two EF2000iS™ for 3.8 kVA of maximum power
- OHV engine with cast iron cylinder liner

for longer life, powerful performance and excellent heat dissipation

SPECIFICATIONS:

- Power Rating: 2000 W
- Rated Voltage: 230 V
- Frequency: 50 Hz
- Rated Output: 1.6 kVA
- Max. Output: 2 kVA
- DC Output: 12V / 8 Amp
- Dimensions: 490mm(l) x 280mm(w) x 445mm(h)
- Weight: 20 kg
- Fuel Tank Capacity: 4.4 L (full load)
- Operating Hours (Eco On): 10.5 hr (1/4 load)
- Noise Level: 51.5 dBA (1/4 load) / 61 dBA (full load)
- Engine Type: OHV Air Cooled - MZ80
- Displacement: 79 cc
- Max. Output: 2.3 kW (3.1 hp) / 4500 rpm
- Starting System: Recoil generators

040030



YAMAHA EF2800i 2.8kVA PETROL POWERED SILENT INVERTER GENERATOR

The EF2800i is a compact package with an exceptional power output to weight ratio. This beauty can power anything from power tools to sophisticated electronics.

FEATURES:

- Auto de-compressor
- Economy idle system
- Noise level suppressor
- Brushless alternator
- Electronic circuit breaker system

SPECIFICATIONS:

- Dimensions: 487mm(l) x 555mm(h) x 395mm(w)
- Weight: 29 kg
- Generator Type: Inverter
- Rated Voltage: 230V
- Frequency: 50 Hz

038370



YAMAHA 6.8kVA PETROL POWERED ELECTRIC START GENERATOR

5500 Watt, Yamaha powered generator with electric start.

SPECIFICATIONS:

- Power Rating: 6.8kVA
- Continuous Output: 5500W
- Engine Model: Yamaha MZ360K3B-50
- Phase: 1 Phase
- Horsepower: 12hp
- Starting System: Recoil/Electric
- Fuel Tank Capacity: 6.7L
- Noise Level @ 7m: 68dBA
- Outlet: 2 x 15Amp plugs
- Fuel: Unleaded
- Dimensions: 735mm(l) x 545mm(h) x 545mm(w)
- Weight: 82 kg

043822

