

## CONTENTS

Brake controllers .....	167
Towing accessories .....	157
Towing mirrors .....	160
Towing aids and weight distribution kits .....	162
Winches and rollers .....	168



# TOWING



**TOWBALL - MACHINED**

Standard towball size with long shank to allow stabiliser bar or bike rack to be fitted.

**SPECIFICATIONS:**

- 50mm x 62mm x 7/8"
- 62mm shank
- Towing Capacity: 3500kg
- Chrome plated

006252



**BLACK PVC TOWBALL SOFT COVER**

Push on towball covers provide protection from grease.

**SPECIFICATIONS:**

- Suits 50mm and 1 7/8" towballs
- Sold individually
- Black

000849



**TOWBALL MACHINED**

Standard ball size, extra long shank for fitting stabiliser blocks and bike racks, etc.

**SPECIFICATIONS:**

- Towing Capacity: 2500kg
- Ball size: 50mm
- Shank Size 7/8" (diam) x 80mm(l)
- Chrome

006250



**TOWBALL MACHINED**

Large ball size, extra long shank for fitting stabiliser blocks and bike racks etc.

**SPECIFICATIONS:**

- Towing Capacity: 2270kg.
- Ball size 51mm
- Shank Size: 7/8" (diam x 51mm(l))
- Chrome

006255




**PLASTIC TOWBALL COVER BLACK HARD**

Push on towball covers provide protection from grease.

**SPECIFICATIONS:**

- Suits 50mm and 1 7/8" towballs
- Sold individually
- Black

000848



**SHIN PROTECTOR ARK TP I I**

Made from soft rubber, fits securely over towbar goose neck.

**SPECIFICATIONS:**

- Black

039991



**TOWBALL SPANNER**

Used for towball nuts, snap-up bracket bolts, D shackles, towbar tongue bolts and adjustable ball mount bolts and nuts.

006256



**CHROMED PLASTIC TOWBALL COVER**

Push on towball covers provide protection from grease. Suits 50mm and 1 7/8" towballs.

**SPECIFICATIONS:**

- Chrome

000850



### COUPLING LOCK TRAILER COP

Quick release expanding towball coupling lock, fits all popular trailer couplings with a barrel lock for high security.

**FEATURES:**

- Easy to operate

000385



### COUPLING LOCK WITH 2 KEYS

Universal anti-theft coupling lock.

**FEATURES:**

- Guards against trailer tow-away theft
- Works with all common couplings
- Advanced locking mechanism resists picking and prying
- Resistant to rust and corrosion
- Easy to set-up

**SPECIFICATIONS**

- Includes 2 identical keys
- 1 year warranty

042847



### COUPLING LOCK AND PADLOCK - DUAL PLATED WITH PADLOCK DELUXE

Secures trailer when attached or not attached to a vehicle.

**FEATURES:**

- Heavy duty 2 position locking system
- Includes padlock

000395



Packing washer used to increase the height of the towball in relation to the wing

### COUPLMATE BALL ATTACHMENT AID

The Couplmate is an innovative self-aligning accessory designed to locate the trailer coupling directly over the ball without assistance, physical effort or guiding. It can also be used as a theft deterrent by securing the trailer to the vehicle.

**FEATURES:**

- Suits standard towball and torsion bar fittings
- Long shank towballs are recommended when used in conjunction with torsion bar fittings
- Wings can be locked in the security position as a theft deterrent whilst towing or when the vehicle and/or trailer are left unattended

**BALL ATTACHMENT AID**

001024

**REMOVABLE WING**

001025

**BASE PLATE**

001026

**PACKING WASHER**

001027



### COUPLING LOCK - COUPLMATE DUAL FOR CAR AND TRAILER

Suit camper with either no braking system or electric braking system.

**FEATURES:**

- Saves time and effort on every hook up
- Easy to install
- Dual lock for car and trailer
- Self aligns your trailer directly over your towball

**SPECIFICATIONS**

- Suitable for trailers under 3000kg only
- Maximum Weight Load: 2000kg

000392



**PULL PIN HITCH LOCK PRIME 18-2058**

Keeps the tow hitch secure with a lockable pull pin.

**FEATURES:**

- Locking pins for Reese towbars - secures the hitch with a keyed locking pin
- Prime locking pull pin

**SPECIFICATIONS:**

- Chrome

036448



**PULL PIN LOCK STREG TALON**

Used to lock a 4WD Treg or Trigg coupling to a vehicle.

**FEATURES:**

- Includes dust cap
- Slip the lock pin into coupling and attach the cylinder onto the machined end, then, simply turn key
- For 4WD use

036449



**PULL PIN HITCH LOCK + TREG LOCK**

Used to lock a 4WD Treg or Trigg coupling to a vehicle.

**FEATURES:**

- Kit includes lock pin and pull pin lock
- Lock pin secures the coupling to the hitch
- Pull pin secures the hitch to the vehicle
- Keyed alike

036450



**ARK/HAYMAN REESE LOCKABLE PULL PIN**

Pull pin is straight for easier access in some towbars. Enables you to lock your towball mount onto the towbar preventing theft.

**FEATURES:**

- Includes spring clip for extra protection
- Towing capacity: 3500kg

**SPECIFICATIONS:**

- Chrome

000913



**HAYMAN REESE HITCH LOCKABLE PULL PIN**

Enables you to lock your trailer ball mount onto the towbar preventing theft.

**FEATURES:**

- Features a dust and weather proof cover to protect the lock

000914



**COUPLEMATE HITCH PIN LOCK 65MM**

For use with a trailer lock to replace existing pin.

**FEATURES:**

- Suits all receiver types

**SPECIFICATIONS:**

- Weight: 3kg
- Chrome

000933



**COUPLEMATE SS HITCH LOCK 85MM**

For use with a trailer lock to replace existing pin.

**FEATURES:**

- Suits all receiver types

**SPECIFICATIONS:**

- Weight: 3kg
- Chrome

000934



**DO NOT OVERTAKE TURNING VEHICLE STICKER**

If your tow rig is near 7m long, a sign like this should be displayed on the back of your vehicle.

**SPECIFICATIONS:**

- Dimensions: 300mm(l) x 125mm(h)

042870



**CAMEC SUCTION CUP TOWING MIRROR**

Quick and easy to fit and suitable for most vehicles.

**FEATURES:**

- Universal fittings
- Adjusts with vehicle's power mirror
- Sold individually

040656



**CAMEC CLIP ON TOWING MIRROR (FLAT GLASS)**

Quick and easy to fit and suitable for most vehicles.

**FEATURES:**

- Universal fitting
- Quick and easy to fit
- Aerodynamic and durable
- Supplied with straps for added security
- Sold individually

040657

**CAMEC HEAVY-DUTY DOOR MIRROR RATCHET STRAP TYPE**

Fits most vehicles, this heavy duty door mounted mirror fits firmly and offers excellent vision. The large mirror head is attached to an adjustable extension arm.

**FEATURES:**

- Ratchet T bar ensures firm fitting
- Quality rubber mounting pads
- Suitable for towing caravans, campers, horse floats, boats, etc
- Installation in minutes

**SPECIFICATIONS:**

- Extends from 330mm to 470mm
- Mirror Head: 229mm(w) x 155mm(h)
- Pack of 2

034194



**TOWING MIRROR STANDARD STRAP ON**

This model is to suit all sedans. Standard size. Pack of 2

000957



**CAMEC HEAVY-DUTY MIRROR STANDARD STRAP/HOOK**

Replacement heavy duty mirror strap and hook to suit Camec Heavy Duty Mirror (refer code 034194).

036575



**CAMEC HEAVY-DUTY MIRROR ADJ SCREW/NUT**

Replacement adjustable screw and nut to suit Camec Heavy Duty Mirror (refer code 034194).

036577



**CAMEC HEAVY-DUTY MIRROR HEAD ONLY**

Replacement heavy duty mirror head to suit Camec Heavy Duty Mirror (refer code 034194).

000995



**CAMEC HEAVY-DUTY MIRROR RATCHET/SPRING**

Replacement ratchet and spring to suit Camec Heavy Duty Mirror (refer code 034194).

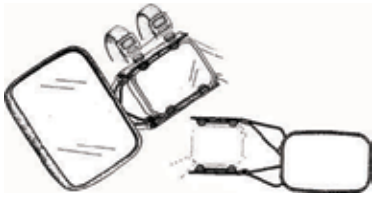
036576



**CAMEC HEAVY-DUTY MIRROR BRACKET AND STRAP**

Camec Heavy Duty Mirror bracket and strap to suit wide door (refer code 034194).

034827



### TOWING MIRROR 4X4 STRAP ON XL

This mirror suits extra large mirrors and has two pivoting arms.

**FEATURES:**

- Extension arm to fit extra large mirrors
- Fits most standard mirrors and includes articulated arms
- Flat clear lens

**SPECIFICATIONS:**

- Durable plastic
- UV stabilised to suit Australia's climate
- Sold individually

MIRROR	000956
REPLACEMENT STRAP ONLY	000999
REPLACEMENT BUCKLE ONLY	001002



### BIG RED TOWING MIRROR

Suitable for wider loads. Big Red extends 500mm from the existing side mirror giving unparalleled vision down the side of the vehicle (car/boat/van). The unit can be installed in seconds with no tools required and is also easily removed.

**FEATURES:**

- Extra wide vision
- Fits securely to the existing wing mirror with magnetic support for additional stability
- Won't scratch paint work
- Strong, quality non corrosive materials
- Magnetic pads protected by an anti-scratch material
- Mirror clamp can be installed on top or below mirrors
- Sold individually

000968



### TOWING MIRROR STRAP ON STANDARD WITH CONVEX MIRRORS

Dual strap on mirror, suits 4WDs.

**SPECIFICATIONS:**

- 2/3 flat clear glass fixed on mirror
- 1/3 adjustable convex lens
- Sold individually

000986



### ORA TOWING MIRROR - CLIP ON

Suits 2WD and 4WD vehicles.

**FEATURES:**

- This mirror can be extended and swiveled horizontally and vertically
- Easily installed and removed
- Clear visibility when towing vans up to 2.4m wide
- Easily adjusted from inside car
- Pack of 2

000962

### COPPA ROSA/ORA TOWING MIRROR SPARE PARTS

COPPA ROSA MIRROR SUPPORT ARM	000970
COPPA ROSA MIRROR KNOB ALSO SUITS NEW STYLE ORA	000972
COPPA ROSA MIRROR RUBBER DISC ALSO SUITS NEW STYLE ORA	000973
COPPA ROSA MIRROR SUCTION CUP	000975
COPPA ROSA MIRROR "T" PIECE	000976
COPPA ROSA SUCTION SUPP KIT ARM/CUP/TRIANGLE SUITS NEW STYLE ORA	000979
ENZO MIRROR KNUCKLE JOINT	039159
ENZO MIRROR SUPPORT SCREW KNOB	000965
ENZO MIRROR - MAG PAD	000966
ORA TOWING MIRROR - STANDARD ARM	001004
ORA TOWING MIRROR - MAG SUPPORT	001007
ORA TOWING MIRROR EXTENSION STRAP WITH SUCTION CUP OLD ORA	001011
ORA TOWING MIRROR - MIRROR HEAD	001013
ORA TOWING MIRROR TRIANGULAR MOUNT NEW ORA AND COPPA ROSA	001016
ORA HOOK STRAP SUIT MK3 2100 MIRROR	038125



### COPPA ROSA DOOR MIRROR-SINGLE

The Coppa Rossa is an extremely stable and effective towing mirror that suits both sides of a towing vehicle. Featuring a long improved mounting device, and a bracing arm that attaches to the car door with a suction cup. Easy to install and strong and stable. The mounting device is designed to provide a snug fit to the most awkward of side mirror shapes. The towing mirror itself can be adjusted and swiveled to suit a variety of positions. The addition of the

suction support brace will prevent fold-in and vibration, often experienced with clip-on mirrors.

**FEATURES:**

- Fits most vehicles, strong and stable
- Vibration resistant
- Easily installed and removed
- No tools needed
- Sold individually

000969



### CAMEC WEIGHT DISTRIBUTION KIT

Restores natural balance to your tow vehicle when towing a trailer with a laden ball weight between 80kg and 135kg. The kit uses a four bar (4 x 19mm) system and the snap up brackets make raising and lowering the chain effortless. Triangular plates mean you can adjust and equalize each pair of bars together.

**FEATURES:**

- Includes snap-up bracket handle
- For use with any style towbar using a 50mm towball

041128



### HAYMAN REESE DROP SHANK

Hayman Reese have a range of drop shanks available. Suitable for 4WDs and other vehicles where the lowest/highest setting is not low or high enough.

STANDARD	50150	040469
30MM	50151	040470
95MM	50152	040471
160MM	50153	040472

### HAYMAN REESE 1200LB SUPER HEAVY DUTY WEIGHT DISTRIBUTION HITCH 30" SPRING BARS (712003)

**FEATURES:**

- Head includes integrated friction sway tab
- Compatible with dual cam sway control (not included)
- Drop shank allows for 6 incremental height adjustments
- Manufactured for serious heavy duty towing, it has a fine tooth adjustment washer which allows for up to nine head angle adjustments

040085



### HAYMAN REESE CLASSIC MEDIUM DUTY WEIGHT DISTRIBUTION

Distributes the ball weight across both axles of the tow vehicle to restore the correct steering and suspension geometry, braking efficiency and headlight alignment.

**FEATURES:**

- Trunnion style 30" spring bar
- Head includes integrated friction sway tab
- Compatible with dual cam sway control (not included)
- Drop shank allows for 6 incremental height adjustments
- Hex cam adjustment washer allows for up to 6 head angle adjustments

CLASSIC SERIES	SPRING BAR	MAX TOWING WEIGHT	CODE
600LB	28"	135 - 275KG	040082
600LB	30"	135 - 275KG	040081
800LB	28"	275 - 365KG	040084
800LB	30"	275 - 365KG	040083



### HAYMAN REESE STANDARD MEDIUM DUTY WEIGHT DISTRIBUTION

Distributes the ball weight across both axles of the tow vehicle to restore the correct steering and suspension geometry, braking efficiency and headlight alignment.

**FEATURES:**

- Round/under slung 30" spring bar
- Head includes integrated friction sway tab
- Compatible with dual cam sway control (not included)
- Drop shank allows for 6 incremental height adjustments
- Hex cam adjustment washer allows for up to 6 head angle adjustments
- Suitable for A-frames up to 6"

SERIES:	SPRING BAR	MAX TOWING WEIGHT	CODE
CLASSIC 600LB	30"	135-275KG	040572
PRO SERIES 600LB	30" ROUND	135-275KG	041822
CLASSIC 800LB	30"	275-365KG	040468
PRO SERIES 800LB	30" ROUND	275 - 365KG	041823



### HAYMAN REESE DUAL CAM SWAY CONTROL (26002)

The Hayman Reese Dual Cam High-Performance Sway Controller is the premier method of controlling sway, and the only product of its kind in the Australian market. Unlike other sway controllers, it works to control sway from the start rather than once it has begun. When towing in a straight line, the spring bars on either side of the trailer's A-frame are locked in position. This essentially creates a 'rigid' connection between tow vehicle and trailer and minimises the effects of induced sway caused by high crosswinds or passing vehicles. Usually the spring bars ride in a locked-in position, even on sharp curves. However, when cornering manoeuvres are required, the cams automatically slide out of their fixed position to permit full radius turns. When the manoeuvre is short and abrupt, the spring bars seek a straight-line towing angle that helps the tow vehicle retain control. The Dual Cam works to hold down the start of swaying activity while at the same time allowing free and easy vehicle and trailer interaction. It's installed on the trailer and therefore, doesn't require adjustment. The Dual Cam HP is fitted in conjunction with any Heavy Duty Hayman Reese Weight Distribution System that includes high performance spring bars with cams. It is ideal for any trailer with a ball weight in excess of 200kg.

000832



### HAYMAN REESE STRAIGHT TOWBALL MOUNT (21196)

Does not include towball.

**SPECIFICATIONS:**

- Maximum Towing Capacity: 2250kg
- Suits 50mm hitch receiver

000886



### HAYMAN REESE ADJUSTABLE TOWBALL MOUNT (21187)

Adjustable holes allow for easier leveling of car and tow vehicle. Does not include towball.

**SPECIFICATIONS:**

- Maximum Towing Capacity: 1500kg
- Suits 50mm hitch receiver

000884



### HAYMAN REESE ADJUSTABLE TOWBALL MOUNT (70202)

Includes towball.

**SPECIFICATIONS:**

- Maximum Towing Capacity: 3550kg

042921



### HAYMAN REESE INTERLOCK TOWBALL MOUNTS

Includes towball.

- |   |               |
|---|---------------|
| <b>166MM SHANK</b>                                  |               |
| <b>MAXIMUM TOWING CAPACITY 2250KG</b>               | <b>042922</b> |
| <b>5 HOLE ADJUSTABLE</b>                            |               |
| <b>MAXIMUM TOWING CAPACITY 2250KG</b>               | <b>042924</b> |
| <b>TOWBALL ONLY 50MM CAPACITY 3500KG</b>            | <b>042925</b> |
| <b>FLAT SIDED TOWBALL ONLY 50MM CAPACITY 3500KG</b> | <b>042926</b> |



### PRO SERIES FRICTION SWAY CONTROL (PRO4000)

Friction Sway Control uses friction to resist pivotal movement and thereby works against the effects of induced sway. It operates on the principle of "stiffening" the coupling between the tow vehicle and trailer. The degree of "stiffening" or friction is adjusted to suit various trailer weights and towing conditions. Its operation is simple and uncomplicated. It doesn't prevent the generation of sway; it simply works to resist the forces once they have started.

**FEATURES:**

- Installs and removes easily
- Removes with two spring locking pins
- Heavy construction for added reliability
- Friction brake keeps trailer and tow vehicle stable
- Quick attachment to trailer frame and ball mount
- Can be used on left and right side of trailer

043016



### HAYMAN REESE FRICTION SWAY CONTROL

The Friction Sway Controller manages sway by using friction material, (similar to what is used in modern disk brake pad) and a sliding bar with an adjustable lever to regulate the movement of the trailer. Comes with a mounting tab to enable use of this sway controlling device.

**FEATURES:**

- Installed and removed easily
- Heavy construction for added reliability
- Friction brake keeps trailer and tow vehicle stable
- Quick attachment to trailer frame and ball mount

000825





### CAMEC BALL WEIGHT SCALE

Measures up to 350kg.

**FEATURES**

- Simple to use for approximate ball weight
- Readings in kilograms and pounds
- Help to select your weight distribution kit and other accessories
- Know that your RV is packed and balanced appropriately before travel for better handling and performance

043231



### BOLT KIT FOR HAYMAN REESE (70011)

Replacement bolt kit to suit Hayman Reese adjustable ball mount (refer code 000922).

**FEATURES:**

- Includes bolts, nuts and washers

000925



### HAYMAN REESE SNAP-UP BRACKET ONLY (21120)

For use with Hayman Reese hitch.

- Please note: These do not come with a bolt. The bolt is 1/2" x 2 1/2" UNC and are not grade specific.

**FEATURES:**

- To suit weight distribution hitch
- Bolt (not included) screws into clamp bracket to A-frame of caravan

035311



### HAYMAN REESE SAFETY PIN-SNAP-UP BRACKET (55180)

Stops snap up bracket from disengaging. Suit Hayman Reese weight distribution hitch.

**SPECIFICATIONS:**

- Diameter of Pin: 4.7mm and outside
- Width: 30mm
- Weight: 20gms

000911



### FRICTION SWAY TOWBALL ADAPTOR FOR HAYMAN REESE FRICTION SWAY CONTROL

(Refer code 000825).

043273



### EQUALIZER 6" A-FRAME BRACKET KIT

Galvanised equalizer bracket set for use if your A-frame is more than 100mm deep. Suits 6" (150mm) A-frames.

**SPECIFICATIONS:**

- Length: 150mm
- Weight: 2.33kg
- Pack of 2

000822



### HAYMAN REESE HITCH PULL PIN (55010)

Standard hitch pin with spring cotter pin to secure.

000915



### HAYMAN REESE TOWBALL MOUNT 12" (21171)

One wrench tightening. Fits most popular vehicles.

035292



### EQUALISER A-FRAME BRACKET KIT

Replacement equaliser brackets and B-plates (with bolts) for those that forget to remove the brackets. Pack of 2.

000820



**BOW AND D SHACKLES**

BOW SHACKLE 8MM (T/AID)	006731
BOW SHACKLE 10MM	006732
D SHACKLE AND BRIM 5MM	006726
D SHACKLE AND BRIM 6MM	006725
D SHACKLE AND BRIM 8MM	006724
D SHACKLE AND BRIM 10MM	006723
D SHACKLE AND BRIM 12MM	006727
D SHACKLE AND BRIM GAL 8MM 750KG	042783
D SHACKLE AND BRIM GAL 10MM 1000KG	042784
D SHACKLE AND BRIM GAL 11MM 1500KG	042785
D SHACKLE AND BRIM GAL 13MM 2000KG	042786

**HAYMAN REESE  
TOWBALL MOUNT  
PINTLE HOOK 195MM  
LONG (21166)**

Pintle Hooks are the alternative to the standard 50mm towball. Pintle Hooks are particularly used in commercial applications.

**SPECIFICATIONS:**

- Pintle hook adaptor to suit heavy duty 50mm x 50mm hitch receiver towbars
- Trailer ball mount with 195mm lug to suit pintle hook
- Size: 210mm tube length, 83mm from pull pin hole to end of tube
- Maximum Load Weight: 3500kg



035295



**CAST HEAD - 4-BAR EQUALIZER  
PAINTED BLACK**

Replacement pre-drilled cast triangular shaped equaliser head.

**SPECIFICATIONS:**

- Black

000818



**BACKSAVER - CLASSIC RV TOWAID**

Adjustable mechanical aid to assist placing equalizer rods into chassis brackets - saves back muscles.

000407



**R CLIPS**

3MM FOR RV TOWAID  
4MM

000811  
000812



**REGO LABEL HOLDER PLASTIC  
RECTANGULAR**

Suitable for mounting next to a number plate on trailers and caravans.

000565



**SPRING BAR - 4 BAR EQUALIZER 16MM -  
PAINTED**

One equaliser rod only, suits CA 2 and 4 equaliser sets.

000819



### BREAKAWAY KIT 6000 BREAKSAFE

Designed to automatically apply the electric brakes and brake lights on the trailer in the event of an accidental separation from the tow vehicle.

**FEATURES:**

- Automatically recharges when connected to tow vehicle
- Compact and easy to install

**SPECIFICATIONS:**

Please note: A unit of this type must be installed on trailers in excess of 2000kg if built after July 1989.

- Dimensions: 64mm(w) x 25mm(h) x 50mm(d)
- Weight: 80gm

6000 KIT	000940
BREAKSAFE REMOTE MONITOR RM6000	039363



### BREAKAWAY KIT TEKONSHA (2028)

Lockable breakaway kit for all single, tandem and tri-axle breakaway applications.

**FEATURES:**

- Kit contains a polymer battery case with A-frame or post mounting bracket and a 12V sealed rechargeable 5A battery.

SWITCH TEKONSHA (MODEL 2010)	000939	000938
------------------------------	--------	--------



### BREAKAWAY KIT HOPKINS

The Engager Breakaway Kit features simple wiring for easy installation. Does not include any remote monitoring function and can not be used for RVs registered in NSW.

042758



### CAMEC REMOTE BATTERY MONITOR TO SUIT CAMEC BREAK AWAY SYSTEM

The CAMEC Remote Battery Monitor is used in conjunction with the CAMEC Breakaway System.

041764



### SMARTCHECK BATTERY MONITOR

Hayman Reese Smartcheck Battery Monitor enables the remote monitoring of the charge of up to four batteries located in the vehicle and/or trailer.

042415



### CAMEC BREAKAWAY SYSTEM SINGLE OR DUAL AXLE

Suits caravans, trailers and horse floats. Suits all electric brakes.

**FEATURES:**

- Charging of the battery can be done via the tow vehicle auxiliary line
- Rechargeable battery included, manual test circuit and battery charge indicator
- Single and dual axle, compact and easy to install
- Includes breakaway switch

REPLACEMENT BATTERY

040119  
041767



**Brake Controller Prodigy (90185/90885)**

Requires no manual leveling and is a break through among inertia-activated brake controls. Equipped with a self adjusting sensing device to allow for easy, flexible installation from nearly horizontal to vertical. It constantly adjusts itself to the position of the tow vehicle.

**FEATURES:**

- Allows application of more initial braking power when towing heavier trailers
- Inertia control works proportionally in reverse - great for backing into tough spots
- Diagnostic checks for proper connection or shorted magnet condition
- Power saving mode - reduces drain on battery when vehicle not in use

**SPECIFICATIONS:**

- Dimensions: 115mm(l) x 27mm(h) x 80mm(d)
- Weight: 520gms
- Made for up to 4 axle trailer brake systems

PRODIGY 90185/90885	000949
PRODIGY POCKET MNT KIT 90185	000950
PRODIGY 3FT HARNESS KIT 90185	000951



**Brake Controller Tekonsha P3 (90195)**

One of the more advanced approaches to trailer brake controls. Requires no manual leveling. Self adjusting sensing device to allow for easy, flexible installation from nearly horizontal to nearly vertical. Will constantly adjust itself to the position of tow vehicle.

**FEATURES:**

- Allows the user to switch between electric over hydraulic or electric trailer brake mode
- Highly advanced - easy to understand roadside diagnostics
- Easy access - controls upfront
- Compact dash hugging design
- Easy to use - clip mounting system

**SPECIFICATIONS:**

- Dimensions: 115mm(l) x 27mm(h) x 80mm(d)
- Weight: 650gms
- Made for up to 4 axle trailer brake systems

P3 P3 90195 038367



**HAYMAN REESE BRAKE COMPACT CONTROLLER**

The Hayman Reese Compact joins the already reliable range of Hayman Reese Brake Controls and, like the name suggests, is compact enough to be installed when space is a big factor. The controls are mounted in the dash, with the main control unit mounted out of sight. Very few tools are needed to carry out the installation with a drill, crimp tool, wire cutter and circuit tester all you need to complete your job.

**FEATURES:**

- Compact size
- Electric trailer brake control for 1-3 axles
- Plug and play feature allows for quick and easy connection with the Hayman Reese Smartclick brake control harness
- Unique sync adjustment for towing different trailers
- Flexible and neat mounting options
- Green LED indicator monitors a secure connection with your trailer
- Remote mount ensures no issues with hitching the brake control unit or damaging it whilst moving in your vehicle
- Remote mount is less likely to interfere with any airbag deployment zones e.g. knee or lower leg

**SPECIFICATIONS**

- 3 year limited warranty
- Quick connect plug
- Power output control/manual override button
- Sync control
- LED indicator

042927



**Brake Controller Voyager (9030)**

This easy to install electronic brake controller features advanced electronics that minimises false braking to give a smoother ride, even on the roughest roads.

**FEATURES:**

- Compact and easy to install
- Minimises false braking
- Suits 2-4 magnets
- Includes mounting kit

000947



**Brake Control Hayes Energize 3**

Energize III electronic brake controller is a sensing device that automatically monitors and measures tow vehicle deceleration and applies the trailer brakes in direct proportion. It reacts instantly to any change in brake pedal pressure and ensures controlled, smooth stops. Available for all single and tandem trailers equipped with electronic brakes.

**FEATURES:**

- Compact, rugged case
- Trailer/tow vehicle stop lights operate when trailer brakes are applied automatically or manually
- Wide range of mounting positions
- Compatible with all electronic systems (ABS, Cruise, etc)
- Smooth, proportional trailer braking

000937



**Brake Controller Sentinel (05350)**

Simple operation, slim design and a wide range of mounting options make it the perfect choice for today's towing vehicles. No moving parts or pendulums to adjust, it can be mounted in virtually any position.

**FEATURES:**

- Digital display, solid state, no moving parts, no hydraulic connections
- Compact size, mounts anywhere
- Advanced internal circuit protection to prevent damage if incorrectly wired
- No hydraulic connections
- No leveling required

**SPECIFICATIONS:**

- Includes mounting bracket, hardware and instructions
- For use on 12V negative ground systems only
- Smartclick compatibility offers plug and play functionality allowing a quick and easy connect to any Smartclick brake control body harness

040752



**Poly Keel Roller 100mm**

Suitable for boat trailers.

**FEATURES:**

- Blue polypropylene

**SPECIFICATIONS:**

- Dimensions: 100mm(w) x 17mm bore
- Blue

007653



**RUBBER SELF CENTRE ROLLER 150MM**

Suitable for boat trailers.

**SPECIFICATIONS:**

- Dimensions: 150mm(w) x 17mm bore
- Black

007656



**RUBBER CURVED ROLLER 200MM**

Suitable for boat trailers.

**SPECIFICATIONS:**

- Dimensions: 200mm(w) x 21mm bore
- Black

007658



**RUBBER RIBBED WOBBLE ROLLER 75MM**

Suitable for boat trailers.

**SPECIFICATIONS:**

- Dimensions: 10mm(d) x 75mm(w) x 26mm bore
- Grey

007664



**ROLLER GALVANISED BRACKET AND 2 ROUND LEGS 150MM**

Suitable for boat trailers.

**FEATURES:**

- 2 round legs
- Suit 150mm roller

007674



**KEEL ROLLER GALVANISED SPINDLE 75MM (SOLID)**

Replacement spindle to suit 75mm roller.

**SPECIFICATIONS:**

- Dimensions: 75mm(w) x 16mm bore

007691



**KEEL ROLLER GALVANISED BRACKET**

Replacement bracket to suit keel roller.

**KEEL ROLLER GALVANISED BRACKET 75MM**

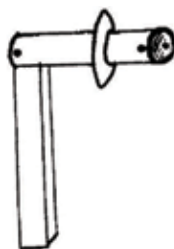
007667

**KEEL ROLLER GALVANISED BRACKET 100MM**

007668

**KEEL ROLLER GALVANISED BRACKET 150MM**

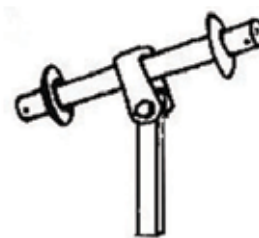
007669



**MULTI-WAY GALVANISED SINGLE WOBBLE BRACKET**

Mounts a single wobble roller onto a post.

007677



**MULTI-WAY GALVANISED DOUBLE WOBBLE BRACKET**

Allows two wobble rollers to be mounted onto a single post.

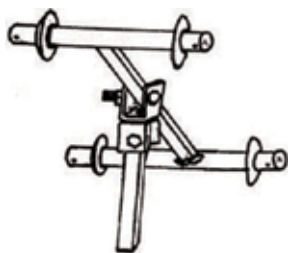
007678



### MULTI-WAY GALVANISED BOLT ON SOCKET

Dimensions: 19mm.

007684



### MULTI-WAY GALVANISED QUAD WOBBLE BRACKET

Allows four wobble rollers to be mounted onto a single post.

007679



### TRAILER SKID - 50MM x 12MM x 1.5M

#### FEATURES:

- Blue trailer skid manufactured from Magnalene
- Specially formulated for aluminum boats

007645




### SNATCH STRAP 50MM

#### SPECIFICATIONS:

- Dimensions: 50mm x 9m
- Maximum Weight Load: 8000kg

035324





**BOAT WINCH 1:1 (250KG)**

Perfectly suited for quick boat retrieval onto a multi-roller trailer, all 500 kg and above AL-KO Premium Marine Winches are multi-speed with 2 or 3 speeds. The 1:1 ratio enables the initial retrieval of the boat onto the rollers allowing for the full weight of your boat to be pulled onto the trailer with ease.

**FEATURES:**

- Has a galvanised rectangular frame that provides high resistance to torsional distortion

**SPECIFICATIONS:**

- Maximum Weight Load: 250kg

BOAT WINCH 1:1 (250KG) 7.5M	006694
AL-KO BOAT WINCH 5:1 1:1 6M	035666
AL-KO BOAT WINCH 10:1 5:1 1:1 75M	035667
AL-KO WINCH HANDLE 190M	035662



**SAFETY WINCH ONLY**

**SPECIFICATIONS:**

- Maximum Weight Load: 500kg
- Cable not included

035669



**WINCH (BRAKED) 5:1 300KG**

**FEATURES:**

- 5:1 300kg capacity with cable

006685



**CAR TRAIL WINCH 9.5:1 5:1 1:1**

**SPECIFICATIONS:**

- Maximum Weight Load: 1000kg
- Cable Length: 7.5m

035664



**BOAT WINCH 3:1**

**FEATURES:**

- Includes light duty cable

**SPECIFICATIONS:**

- Maximum Weight Load: 500kg
- Cable Length: 6m

CABLE TO SUIT 6M

006680  
043364



**BOAT WINCH 3:1 WITH WEBBING**

**SPECIFICATIONS:**

- Maximum Weight Load: 500kg
- Webbing Strap: 6m

006690



**WINCHES**

WINCH JARRET MANUAL BRAKE  
WINCH 5:1 300KG  
CAPACITY WITH CABLE

006685

WINCH JARRET MANUAL BRAKE  
WINCH 10:1 500KG  
CAPACITY WITH CABLE

006686

WINCH HANDLE SUIT JARRETT  
HEX DRIVE

006720