

# HARDWARE & FURNITURE

Mattresses .....	90
Table parts .....	90
Table legs .....	91
Hinges .....	94
Cupboard catches .....	95
Cupboard catches and handles.....	96
Gas struts .....	97
Storage .....	97
Internal fixings .....	98
Curtain accessories .....	99
External fixings .....	100
Camper mechanisms .....	101





# MATTRESSES



### MATTRESS INNERSPRING

- 042833 - STANDARD 1880 X 1220 X 210
- 042832 - CUT CORNER 1830 X 1370 X 210
- 042834 - CUT CORNER 1880 X 1220 X 210
- 042836 - CUT CORNER WITH BOLSTER 1830 X 1370 X 210 + 100
- 042837 - CUT CORNER WITH BOLSTER 1830 X 1500 X 210 + 100
- 042835 - SINGLE INNERSPRING 1830 X 760 X 210

There is nothing like a good night's sleep, especially after a hard day's travel. The latest range of Camec mattresses are designed with comfort and support in mind. Made from high quality, durable non-woven Damask fabric, they feature Bonnell hard coil springs, a 2cm high density foam top layer, 400g white cotton felt and come in a range of sizes that will suit nearly all caravans and pop tops.

Features a 5 year warranty.

# TABLE PARTS



### ALUMINIUM TABLE HINGE

- 035210 - TABLE HINGE MALE AND FEMALE SECTION
- 034299- TABLE HINGE 4M CLEAR ANODISED FEMALE
- 034298 - TABLE HINGE 4M CLEAR ANODISED MALE

Male section mounts onto table and the female section attaches to the wall.

Length: 495mm.



### BREHA CLIP - ISLAND LEG POLE

007912  
For storage of island table leg poles when table is not in use.



### FOLDING BRACKET

008006  
305mm spring loaded. Can be used for folding bench tops or foot stool supports.

- White



### PLASTIC HINGE - TABLE SUPPORT LEG

007908  
Replacement plastic hinge for table support legs (refer codes 007873, 007874 and 007875). Suitable for folding the table leg.



### PLASTIC BRACKET TO SUIT TABLE SLIDE

007961  
Replacement bracket for table slide kit (refer code 007960).



### TABLE SLIDE RAIL KIT

007960  
Suits bi-fold and folding table legs. Kit includes: 2 x plugs, 2 x brackets  
1 x 500mm Rail  
1 x 950mm Rail



### FIAMMA TUBE PRO TABLE LEG

- 007913 - RECESS BASE PLATE
- 007914 - DOME TOP PLATE
- 040199 - FOLDING TRIPOD BASE
- 040271 - TUBE PRO TABLE LEG

Chrome tube for the Tube Pro 70 table leg. Made from anodised aluminium.

#### FEATURES:

- The Tube Pro table leg comprises of 3 parts - tube (code 040271), flush top (code 007914), recessed base (code 007913) and optional tripod used to convert table for outdoor use (code 040199). Each item is sold individually
- Can easily be dismantled and stored
- Height: 700mm - height adjustable



### BREHA ISLAND TUBE TABLE LEG SET

007876

Tapered recessed base provides a firm fit and steady support for chrome tube.

#### SPECIFICATIONS:

- Table Leg Height: 655mm
- Base/Plate: 200mm diameter



### TOP PLATE - TUBULAR ISLAND LEG

007909

Replacement top plate for Island tube table set (refer code 007876).



### PEDESTAL TABLE LEG WITH ANGLE IRON TOP

007880

The 4 way chrome base is bolted to the floor with the supplied eye bolt. The table can be easily removed to use outside or as a bed base. The chrome tube and angle iron top can be removed by undoing the wing nuts top and bottom.

#### FEATURES:

- Can be anchored to the floor for travel but can also be moved for use elsewhere
- Freestanding
- Sturdy table legs with an angle iron top plate for extra support
- Includes 2 long and 2 short legs on base

#### SPECIFICATIONS:

- Table Leg Height: 690mm
- Long Base: 615mm x 830mm



### EAZY-LIFT TABLE LEG AND ADJUSTABLE PLATE

007890

This telescopic table leg has an adjustable height floor plate to allow for correct height setting when table is being used as a bed base. Lock knob tightens a friction shim to prevent accidental movement.

#### SPECIFICATIONS:

- Overall Height: 855mm
- Closed Height: 480mm



### TOP PLATE FOR PEDESTAL TABLE LEG SPLIT

007921

Replacement top plate for pedestal table leg split.



### BREHA CHROME TUBE FOR PEDESTAL TABLE LEG

007924

#### SPECIFICATIONS:

- Dimensions: 690mm(h) x 44.5mm(d)



### BREHA TABLE SUPPORT LEG

007873

305MM

007874

355MM

007875

457MM

Hinged support leg for table tops when converting to bed base.



# TABLE LEGS



**WINEGLASS TABLE LEG WITH ANGLE IRON TOP**  
007884

A wineglass shaped leg with an angle iron split top.

**SPECIFICATIONS:**

- Table Leg Height: 730mm
- Base: 420mm(diam)



**WINEGLASS TABLE LEG TUBE ONLY**  
007934

Replacement tube for wineglass table leg

**SPECIFICATIONS:**

- Dimensions: 590mm(l) x 45mm(diam)



**SPLIT BASE - WINEGLASS TABLE LEG LESS WING NUT**  
007936

Replacement base for wineglass table leg. Wing nut not included.



**WING NUT - WINEGLASS TABLE LEG**  
007937

Replacement wing nut for wineglass table leg



**SWING AWAY TABLE LEG 4 PIECE**  
007892

Swings away where space is very restricted. Designed to swing table out of the way when not being used to provide more space in van.

**FEATURES:**

- Includes leg, top plate and bottom plug to secure to floor
- Collar attaches to the side of seat to give added support to leg
- 2 legs required for longer tables

**SPECIFICATIONS:**

- Underside of Table to Floor: 750mm
- Offset: 210mm
- Tube Dimension: 38mm
- Weight: 2.79kg



**WINEGLASS TABLE SWIVEL ADAPTOR**  
038519 - SHORT 205 X 80 X 100  
038520 - LONG 260 X 80 X 100

Replacement bracket in two sizes, fits most existing table tubes that are around 45mm in diameter.

**FEATURES:**

- These allow an existing table to swing out of the way, by offsetting the table top from the centre pole
- The short and long differ in the distance of the offset
- Grey



**WINEGLASS TABLE LEG**  
044956

This Wineglass Table Leg complete with base and top comes in four parts (top plate, tube, bottom plate & anchor), making it easier to pack up and store while on the go in your caravan or camping.

**FEATURES:**

- Silver leg black top
- Wineglass table leg complete with base & top
- Includes: 1x top plate, 1 x leg tube, 1 x bottom plate, 1 x anchor
- Height: 700mm including base
- Finish: Powder Coated
- Weight: 5kg



**SWING AWAY COLLAR FOR TABLE LEG**  
007897

Replacement swing away collar for table leg (refer code 007892).



**TOP PLATE SWING AWAY TABLE LEG**  
007895

Designed to swing table out of the way when

**SPECIFICATIONS:**

- Top Plate Dimensions: 200mm x 200mm (with 4 mounting holes)



**WINEGLASS LEG BENT TUBE**  
035213

**FEATURES:**

- Centre bent tube section removes to fold table down, and allows the table to rotate in an offset method to give greater clearance
- The top is removable with a finger knob and does not include a table top

**SPECIFICATIONS:**

- Table Leg Height: 700mm
- Base: 430mm (diameter)
- Top Plate: 300mm x 170mm
- Pipe: 38mm outside diameter
- Pipe Offset: 200mm
- Grey



**TABLE LEG - V TYPE**  
007904

These simple "V" shaped, chromed wire legs which lock for vertical support, can pivot horizontally under the table top for ease of storage or when the table top is being used as a bed.

**SPECIFICATIONS:**

- Dimensions: 80mm(w) x 710mm(h) x 20mm(d)



**FOLDING TABLE LEG - 675MM**  
007906

This unique table top hinge set offers versatility and portability. The table top can be lifted from the wall bracket and conveniently positioned elsewhere on the caravan, even outdoors.



**BI-FOLD TABLE LEG**  
007905

This unique table top hinge set offers versatility and portability. It can also serve as a bed base.

**FEATURES:**

- Unique European style aluminium leg
- Adjusts to both table and bed height
- Table top can be lifted from the wall bracket and positioned elsewhere on the caravan, even outside

**SPECIFICATIONS:**

- Height: 675mm
- Bi-Fold Height: 315mm



**LOCKING KNOB - EASY LIFT LEG**  
007940

Replacement locking knob with a 3/8" Whitworth thread to suit Easy lift table leg (refer code 007890).

**SPECIFICATIONS:**

- 3/8" Whitworth thread
- Black



**TABLE LEG TOP FLUSH**  
035547

Replacement top flush plate base to suit tube 55mm in diameter.



**TABLE LEG BASE RECESSED**  
035548

Replacement recessed base to suit tube 55mm in diameter.



**PRIMERO COMFORT TABLE SUPPORT**  
044429

The elegant Primero Comfort Table Support offers the complete range of functionality and usability for modern caravan and motorhomes. Designed and tested to offer maximal stability, longevity and flexibility while considering space and weight. This table support can be moved down smoothly by pulling the handle to convert into an additional sleeping area. While the gas spring helps to raise the table back into its dining position.

**FEATURES:**

- Light Weight
- Reduced height compared to previous model (8mm)
- New ergonomic designed handle
- Small footplate to save space
- No screw cover plate required
- Swivel function

**SPECIFICATIONS:**

- Height: 300-600mm
- Swing: 360mm
- Weight: 7.7kg



# HINGES



**CUPBOARD HINGE**  
008024 - T1500F FLAT BRONZE  
008027 - T1600F FLAT BRASS

Popular semi concealed flat leaf cupboard hinge in a choice of two finishes.



**CUPBOARD HINGE BENT**  
008028

Florentine bronze.

**FEATURES:**

- Larger concealed flat flange for fixing to wide cupboard door trim frames
- The offset hinge designed for use with DE5 cupboard door moulding
- Bronze



**BUTT HINGE ZINC PLATED**  
008054 50MM  
008055 70MM

Zinc plated.



**CUPBOARD HINGE FLAT (601)**  
008033

A semi concealed flat leaf cupboard hinge. Fits flush on the outside of the frame and flush on the inside of the door.

**SPECIFICATIONS:**

- Zinc finish
- Hole centres on long side: 52mm
- Hole centres on short side: 26mm



**BENCH SEAT HINGE**  
008043

**FEATURES:**

- Spring operated hinge designed to retain seat tops (up to 12kg) in the raised position at an angle
- Available only in pairs (left and right)



**BUTT HINGE PLASTIC**  
008019

**FEATURES:**


- Nylon
- Heavy duty
- Durable

**SPECIFICATIONS:**

- 51mm



**BUTTERFLY HINGE**  
008036 BRASS  
008034 NICKEL



**MINI DOOR OFFSET HINGE NO 18**  
015651

Semi concealed lightweight, non-rusting, aluminium hinge for mini access doors.

- Chrome



## CAMEC CUPBOARD CATCHES

### ROSETTES

- 008141 - MINI NICKEL PLATED
- 008150 - 16MM NICKEL PLATED
- 008151 - 16MM WHITE
- 008157 - 19MM WHITE
- 008156 - 19MM NICKEL PLATED

### PUSH BUTTON KNOB

- 008137- MINI NICKEL PLATED
- 008130 - 16-19MM POLISHED BRASS
- 008133 - 16-19MM NICKEL PLATED
- 008134 -16-19MM WHITE

### BACK CATCH

- 008143 - MINI BROWN
- 008144 - MINI NICKEL PLATED
- 008145 - MINI PUSH LOCK WHITE
- 008097 - LARGE WHITE

### ANGLE STRIKERS - OPTIONAL

- 008103 - PUSH BUTTON CATCH

A rosette (outer ring) push button knob and back catch are required to make up a complete cupboard catch. An angle striker may be used if required.

Each item is sold separately.

### FEATURES:

- Back catch is attached to the back surface of door
- Rosette and push button knob come in different sizes and various colours to suit door thicknesses of 16mm - 19mm

### SPECIFICATIONS:

- Plastic construction
- Suit door thickness of 16-19mm (depends on rosette)
- Hole Dimensions: 19.5mm diameter
- Centre of door hole: 16mm from door edge



## CAMEC NICKEL CATCH SET

- 008089                   13MM
- 008091                   19MM

Camec 13mm nickel catch set includes catch, rosette, knob and striker plate.



## CUPBOARD CATCH

008078

A strong plastic spring-loaded catch used in many early Franklin caravans (2 part).

### SPECIFICATIONS:

- Ideal for doors that are 10mm thick
- Measures 73mm from rear single screw hole to each front screw hole
- Brown



## CUPBOARD CATCH

008079

2 piece short stem catch to suit 10mm door thickness. Accepts various knobs.



## ROLLER CATCH-CUPBOARD

008059

A positive action roller catch.



## CUPBOARD HORIZONTAL CATCH NYLON

008062

Gripper catch, horizontal. Two pieces that make up the horizontal gripper catch. Used to keep cupboard doors or draws closed.

### FEATURES:

- Strong and positive nylon gripper catch for cupboard doors and drawers
- Horizontal striker
- Base Width: 13mm x 32mm



## CUPBOARD CATCH

008081

A strong plastic spring-loaded catch used in many early model caravans (2 part).

- Brown



## CUPBOARD CATCH LONG STEM

008080

The 1269B long stem cupboard catch is a pull catch that suits a cupboard door with a 20mm thickness. It accepts various knobs and includes striker plate.



## CUPBOARD CATCH H025

008072                   GOLD

A very popular push button cupboard catch. Can be used with any handle.



## CUPBOARD VERTICAL CATCH NYLON

008061

Gripper catch, vertical. Used to keep cupboard doors or draws closed. This version is usually placed on a vertical side.

### FEATURES:

- Strong and positive nylon gripper catch for cupboard doors and drawers
- Vertical striker
- Base Width: 13mm x 32mm



# CUPBOARD CATCHES AND HANDLES



**BAGGAGE PLASTIC DOOR CATCH**  
008067

Keeps baggage compartment open. Catch mounts on vehicle and allows easy, trouble free access.

- White



**HOLDING CATCH ACCESS DOOR**  
008161

- White



**MINI CUPBOARD CATCH STRIKER**  
008095



**SCREW GRIPPER CATCH**  
008060



**LOCKWOOD 200 STREAMLATCH**  
008235

Main door lock ideal for narrow door stiles.

- Chrome



**COMPRESS LATCH SMALL FLUSH FITTING**  
008238

For use on Service Doors.

- Chrome



**GRAB HANDLE**  
007977 100MM CHROME  
007979 152MM CHROME



**GRAB HANDLE VECAM**  
007980 GREY  
007983 WHITE

A strong plastic grab handle suitable as a pull handle on the corner of caravans or camper trailers. Gasket not included. Please use silicone under the handle and also on the threads of your screws.

**SPECIFICATIONS:**

- Overall Length: 158mm
- 23mm between hole centres horizontally
- 136mm between hole centres vertically



**GRAB HANDLE GASKET VECAM**  
007981 GREY  
007984 WHITE

Replacement gasket for grab handle (refer code 007980).



**GRAB HANDLE PLASTIC**  
007988

A strong plastic grab handle suitable as a pull handle on the corner of caravans or camper trailers. Gasket not included. Please use silicone under the handle and also on the threads of your screws.

**SPECIFICATIONS:**

- Overall Length: 158mm
- 23mm between hole centres horizontally
- 136mm between hole centres vertically



**FIRMOTOP STAY CUPBOARD STAY UP**  
008009

**FEATURES:**

- Chrome finish cupboard stay up
- Spring pressure supports the flap when raised and holds it firmly against the cabinet when closed

**SPECIFICATIONS:**

- Opens to 130mm overall
- Chrome



**EMRO HANDLE**  
036752

A strong chrome plated handle suitable as a pull handle on the corner of caravan.

**SPECIFICATIONS:**

- Length: 130mm
- Chrome



**WINDOW STAY 802**  
008014 SMALL  
008013 LARGE

This folding stay is available in two sizes and was often used as a window stay in older caravans.

**SPECIFICATIONS:**

- Small measures 75mm from central pivot to outer pivot
- Large measures 100mm from central pivot to outer pivot



### GAS STRUT WITH BALL STUDS

008406	100N - 525MM
040273	125N - 195.5MM
015645	150N - 317MM
035305	150N - 450MM
008407	150N - 525MM
008408	200N - 525MM
008424	230N - 525MM
008397	240N - 825MM
035302	250N - 430MM
008409	250N - 525MM
008398	290N - 825MM
008410	300N - 525MM
008425	330N - 525MM

### COROMAL

008395	330N - 825MM
008411	350N - 525MM
008426	400N - 816MM
008412	400N - 525MM
008396	435N - 525MM
008413	500N - 525MM
008414	600N - 525MM
035297	600N - 525MM

These are used to assist the lifting of the roof of many pop-tops. Please note: Ensure the extended length is suitable and that the ends are similar.



### GAS STRUT ONLY

008394 400N - 818MM

These gas struts are used to assist the lifting of the roof of many pop-tops. Please note: Ensure the extended length is suitable and that the ends are similar.

#### FEATURES:

- Suitable for Jayco vans

#### SPECIFICATIONS:

- Length: 818mm
- Does not include cup and ball
- Weight Capacity: 40kg



### GAS STRUT MOUNTING BRACKET

008381



### GAS STRUT EYELET

008385

# STORAGE



### ROLLOUT PANTRY AND BASKETS

000122	2 X 110MM BASKETS
000125	2 X 200MM BASKETS
000126	3 X 260MM BASKETS

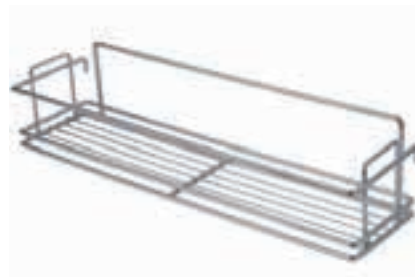
The pull out frame is made from tubular steel and is epoxy coated. The pantry comes with 2 chrome plated wire baskets that clip onto the frame. Can be made to different widths to suit the door opening. The main frame is tube steel which slides into the cupboard on reversible runners. Additional baskets are also available.

#### FEATURES:

- Keeps goods secure while travelling
- Includes chrome plated baskets

#### SPECIFICATIONS:

- Frame Dimension: 570mm(l) x 450mm(h)



### ROLLOUT PANTRY BASKET

000124

Replacement or spare pantry basket to suit rollout pantry (refer code 000122 - Rollout Pantry and 200mm Baskets). This is a chrome plated wire basket that clips onto the rollout pantry frame.

#### SPECIFICATIONS:

- Dimensions: 470mm(l) x 75mm(h) x 110mm(d)



### ROLLOUT PANTRY BASKET

000127

Replacement or spare pantry basket to suit rollout pantry (refer code 000125 - Rollout Pantry and 110mm Baskets). This is a chrome plated wire basket that clips onto the roll out pantry frame.

#### SPECIFICATIONS:

- Dimension: 455mm(l) x 200mm(w) x 105mm(h)

# INTERNAL FIXINGS



**TOWEL RAIL 3.6M**  
 039112 - TAINLESS STEEL 16MM  
 039113 - STAINLESS STEEL 19MM  
 008203 - CHROME PLATED 19MM  
**SPECIFICATIONS:**  
 • Length: 3.6m



**PILLAR END AND CENTRE**  
 008201 - PILLAR END 5/8" - 16MM RAIL CHROME  
 008197 - PILLAR END 3/4" - 19MM RAIL CHROME  
 008223 - PILLAR END NICKEL  
 008196 - PILLAR CENTRE 3/4 19MM RAIL CHROME  
 To suit towel rails rails.



**FLANGE RAIL OVAL SHAPE**  
 008198 3/4" - 19MM  
 To suit towel rails. Chrome plated steel.



**UTILITY FASTENERS BOLT ON**  
 035320



**COMERANGLE BARS - WHITE**  
 008158



**UTILITY LYNCH PIN TRACTOR CLIP B3 8MM**  
 035385

**MILLARD POW PLASTIC/METAL LOCK**  
 008553  
 • Push out window swivel lock  
 • Plastic lever with metal base  
 • Black



**VISCOUNT POW GREY KNOB LOCK**  
 008556  
 Nylon push out window lock.  
 • Grey



**CAMLOCK - LONG TONGUE**  
 008231 - 22MM BOLT LOCK  
 008239 - CAMLOCK WITH KEY #60009

**MILLARD/ALFAB POW GLAZE-WEDGE**  
 008552



**NON SKID GRIP TAPE**  
 000167

**FEATURES:**  
 • Anti slip grit surface improves footing on step ladders and trailer frames  
 • Dimensions: 50mm(w) x 18m(l) roll



**SWINGING BOLT AND PLATE 38MM (2PCE)**  
 007997  
 Used on old style protector shades

**CAMLOCK**  
 008242 - LONG THREAD 32MM  
 035550 - SHORT THREAD 28MM

**FEATURES:**  
 • Threaded cylinder lock commonly used on access doors



**ROUND DOOR STOP AND SCREW 75MM**  
 008228  
 • White



**CABIN HOOK**  
 008182 75MM WITH EYE  
 008183 100MM WITH EYE  
 008185 150MM WITH EYE  
 008186 200MM WITH EYE  
 008187 CABIN HOOK EYE ONLY



**GARAGE LOCK CAST TONGUE**  
008248

**SPECIFICATIONS:**

- Dimensions: 120mm(l) x 10mm(h) x 10mm(d)



**NYLON CURTAIN GATHERING HOOK**  
007800  
• White



**CURTAIN RUNNER (JAYCO)**  
007808



**CURTAIN TAB (JAYCO)**  
007807



**SCREW EYE AND SCREW HOOK**  
007802 SCREW EYE  
007803 SCREW HOOK  
• SUIT 007775 WIRE



**END STOP PUSH IN**  
007798  
To suit metro track.



**GATHERING TAPE NATURAL**  
007810 PER METRE



**METRO CURTAIN TRACK**  
036495

Metro curtain track 5m long.

- White
- Runners and tape extra



**POWDER COATED ROD**  
007771

**FEATURES:**

- Steel conduit
- Dimensions: 5m(l) x 16mm(diam)
- White



**EXPANDING PLASTIC COATED WIRE**  
007775



**STEEL CURTAIN GATHERING HOOK NO 7**  
007799



**METRO CURTAIN RUNNER**  
035440

To suit aluminium track (refer code 036495).

- White



**SNAP IN MUSLIN BRACKET**  
007786

Use screws or double sided tape to attach to wall or ceiling.

**FEATURES:**

- The removable cap fits onto 16mm curtain rod, then connects into the bracket. Simple design allows for easy removal of curtain clips
- White



# EXTERNAL FIXINGS



**CAMLOCK**  
 008240 - SHORT THREAD KEY/ALIKE 16MM  
 008243 - LONG THREAD RANDOM KEYED



**CYLINDER LOCK - NO KEY**  
 008252  
 • Chrome plated thumb operated camlock for baggage doors  
 • Not lockable  
 • 5/8" wing nut



**GARAGE DOOR LOCK METAL FRONT FIXING**  
 008246  
 • Dimensions: 140mm(l) x 30mm(h) x 110mm(d)



**FLY SCREEN TURN BUTTON 5/16**  
 008258  
 A simple locking device for hinged fly screens.  
 • Black



**SCREEN DOOR LOCK**  
 008244  
 Used on camper trailer doors and shower doors.  
 • Silver



**FIAMMA SECURITY 46 PRO HANDLE**  
 034093  
 Security handles take up little space when folded against wall. They serve as a useful handle to make entering and exiting the vehicle easier. They adapt to all doors, opening both to the right and left. Includes installation brackets, screws and internal counter brackets.



**FIAMMA SECURITY DOOR HANDLE**  
 000746 310MM  
 000747 460MM  
 Fiamma Helping Hand Door Handle is made of solid aluminium. It serves as a convenient handle to make entering and exiting the vehicle easier. When closed back onto the door, it works as an anti-theft device.





## CANOPY LIFTER - FLAT

CODE	NAME	SPRING TENSION	MAX WGT PER PCE	MAX LIFT MM	WIDTH MM
008341	700MM	STD	35KG	560	700
008342	900MM	STD	40KG	685	900
008344	900MM	SOFT	30KG	685	900
008345	1200MM	STD	35KG	990	1200

Canopy lift mechanisms are used to raise and lower the roof of pop-top caravans and campers. Note: When replacing the lifter it is recommended that the opposite lifter be replaced at the same time to prevent undue stress.



## CAMPER WIND-UP MECHANICAL HANDLE

008328

Suits winches with square tube drive.



## CANOPY LIFT NYLON ROLLER + PIN

008349 - BREHA CANOPY LIFT NYLON ROLLER + PIN

035379 - TUBULAR CANOPY LIFT NYLON ROLL AND RIVET

008347 - FLAT LIFTER ROLLER BLACK

008355 - WHITE ROLLER TUBULAR LIFTER WHITE

008348 - FLAT LIFTER ROLL RIVET

008356 - RIVET FOR TUBULAR LIFTER



## CANOPY LIFTER TUBULAR

008353

### SPECIFICATIONS:

- Spring Tension: Standard
- Maximum Lift: 685mm
- Width: 900mm
- Max Weight: 40kg per piece
- Note: When replacing the lifter it is recommended that the opposite lifter be replaced at the same time to prevent undue stress




## CAMPER FLEXIBLE PUSH ROD

008305

### SPECIFICATIONS:

- Length: 1677mm



## STAINLESS STEEL CABLE 3/32"

008332

To suit wind up mechanisms. Per metre.



## SPRING FOR FLAT LIFTER

008350

FLAT 700MM LIFTER

008351

FLAT 900MM LIFTER

008352

FLAT 1200MM

LIFTER

008359

TUBULAR CANOPY

LIFTER



## POPTOP PLASTIC TENSIONER

008429 TENSIONER 320MM

008433 TENSIONER 390MM

034083 ELASTIC 168MM

034084 ELASTIC 210MM

Elasticised tensioner to keep pop-top sleeve taut whilst elevated and tucked inside the body when lowered. Spare elastic is available.



## SLUGS FOR CAMPER TRAILER

008307

Set of 4. these folded metal slugs fit inside the floor tracks.



## CAMPER TRAILER LIFTER

008302

3-stage lifter.

### SPECIFICATIONS:

- Outer Tube Dimensions: 710mm(l) x 32mm(w) x 32mm(d)

# CAMPER MECHANISMS



**TOGGLE CLAMP WITH PLATE**  
008276

Special locking catch mechanism prohibits the latch opening accidentally.

**SPECIFICATIONS:**

- Plate included
- Dimensions: 160mm(l) x 20mm(h) x 40mm(d)



**DROP NOSE PIN**  
008289

This simple locking device has many applications such as securing the raiser arm roof clamp.

**SPECIFICATIONS:**

- Dimensions: 70mm(l) x 20mm(h) x 30mm(d)



**POP TOP INTERIOR SUPPORT**  
035303

Internal support for pop top camper roof.



**CAMPER ROOF CLAMP STANDARD**  
008265 SILVER

This clamp is commonly used on pop top caravans and wind up campers to hold down the roof while the trailer is in storage or while travelling.

**FEATURES:**

- Includes clamp and J clip
- Australian made
- Zinc plated



**CAMPER ROOF CLAMP LOCKABLE**  
008267

This clamp is commonly used on pop top caravans and wind up campers to hold down the roof while the trailer is in storage or while travelling.

**FEATURES:**

- Includes toggle clamp, space for lock and extra locking bracket suitable for a small padlock (not included)
- Zinc plated
- Silver



**TONGUE - STANDARD ROOF CLAMP**  
008269

Replacement zinc plated tongue for the standard and locking silver clamp.

- Silver



**J CLIP - ROOF CLAMP**  
008270

Replacement J Clip for both standard and locking silver clamps.

- Silver



