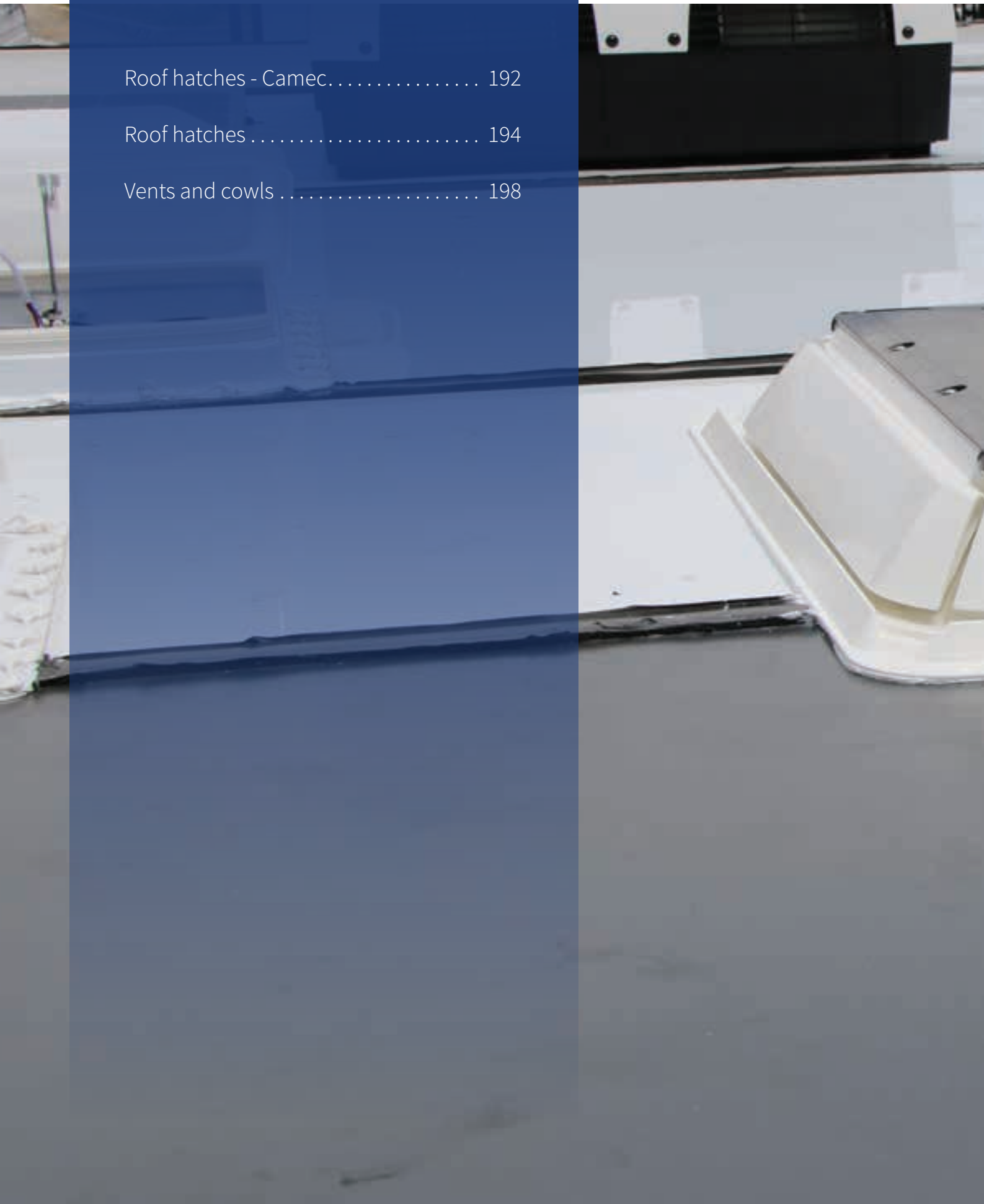


# HATCHES & VENTS

Roof hatches - Camec..... 192

Roof hatches ..... 194

Vents and cowls ..... 198





# ROOF HATCHES - CAMEC

## CAMEC 4 SEASONS EVOLUTION ROOF HATCH

044483


The NEW Camec 4 Season Evolution Roof Hatch is not only the most versatile and easy to use hatch but now has improved design, LED lights and roller blind. These features take the practical hatch into a modern and stylish caravan feature.

### FEATURES:

- Fully designed in Australia for Australasian Conditions
- Retains Camec's famous 4 season functionality
- Passive ventilation – 182cm<sup>2</sup>
- Each door has three opening positions (Closed, Rain Mode, Fully Open)
- New elegant design
- Tough ASA construction resulting in improved sealant adhesion
- Fully tested in Australia
- Easy installation from inside the RV
- Includes skylight – tinted high impact resistant acrylic
- Includes custom roller blind with multiple detent positions
- Integrated LEDs
- White colour temperature selectable, blue night light function and dimmable
- Ergonomic vent controls
- 2 Year Warranty

### SPECIFICATIONS

- Hatch Size: 700x500



## CAMEC 4 SEASONS EVOLUTION ROOF HATCH SPARE PARTS

044728 - FLYSCREEN


044729 - FLYSCREEN - SHORT 500 SIDE

044730 - OPENING FLAP

044731 - OPENING FLAP - SHORT 500 SIDE

044732 - WINDER





## CAMEC 4 SEASONS EVOLUTION ROOF HATCH 660X 660

044479

The Camec 4 Season Evolution Roof Hatch in the classic 660x660 square size. Capturing the essence of what caravanners love about the 4 season hatch, and improving on its ease of installation and use.

### FEATURES:

- Fully designed and tested in Australia for Australasian conditions
- Retains Camec's famous 4 season functionality
- Classic 660x660 square cutout means no change, and also makes it retrofittable to upgrade your old 4 seasons hatch
- Exceeds 220cm<sup>2</sup> passive ventilation as per previous model, to meet all or part of gas regulation requirements
- Ergonomic vent controls
- Each door has three opening positions (closed, rain mode, fully open)
- New elegant design, matching the 500x700 4 Seasons Evolution Roof Hatch
- Tough ASA construction resulting in improved sealant adhesion
- Easy installation from inside the RV
- Air Deflector integrated into housing. No additional components required.

### SPECIFICATIONS

- Hatch Size: 660x660

## CAMEC 4 SEASONS EVOLUTION ROOF HATCH SPARE PARTS

044728	FLYSCREEN
044730	OPENING FLAP
044732	WINDER



## CAMEC 4 SEASONS HATCH INTERNAL TRIM

To suit Camec 4 Seasons Hatch

CODE	NAME	ROOF THICKNESS	COLOUR
039977	CAMEC 4SH INTERNAL TRIM (FROM 2011 -2018)	40MM	WHITE
039927	CAMEC 4SH INTERNAL TRIM (FROM 2011 -2018)	50MM	WHITE
039978	CAMEC 4SH INTERNAL TRIM (FROM 2011 -2018)	60MM	WHITE
039979	CAMEC 4SH INTERNAL TRIM (FROM 2011 -2018)	70MM	WHITE
040033	CAMEC 4SH INTERNAL TRIM (FROM 2011 -2018)	80MM	WHITE



## CAMEC 4 SEASON HATCH INSECT SCREEN 016430

(Old Style - Prior 2011) Replacement insect screen for Camec 4 Seasons Hatch.



## CAMEC 4 SEASONS HATCH LIFT MECH/FASTENER/CENTRE BAR 016432

(Old Style - Prior 2011) Replacement lift mechanism, fastener and centre bar for Camec 4 Seasons Hatch.

SPECIFICATIONS:

- Set of 3 parts

## CAMEC 4 SEASONS HATCH WINDER 040160

Replacement hatch winder for previous Camec 4 Seasons Hatch. Does not include black pin.



## CAMEC 4 SEASONS HATCH OPENING FLAP

040159

Replacement hatch opening flap for Camec 4 Seasons Hatch.

- White



## CAMEC 4 SEASONS HATCH FLY SCREEN 040158

Replacement fly screen for Camec 4 Seasons Hatch



## CAMEC 4 SEASONS HATCH MIDGE INSECT SCREEN

016431

(Old Style - Prior 2011) Replacement midge insect screen for Camec 4 Seasons Hatch.



## CAMEC 4 SEASONS HATCH PLASTIC FRAME (OLD STYLE - PRIOR 2011)

Replacement plastic frame for Camec 4 Seasons Hatch.

### SPECIFICATIONS:

- 3mm ABS

CODE	NAME	ROOF THICKNESS	COLOUR
016437	4SH PLASTIC FRAME (OLD STYLE - PRIOR 2011)	50MM	WHITE
016438	4SH PLASTIC FRAME (OLD STYLE - PRIOR 2011)	75MM	WHITE

# VENTS



**FIAMMA TURBO VENT 280MM X 280MM WITH FAN**

008641                      WHITE  
040826                      CRYSTAL

Ideal for airing small spaces such as bathrooms. The aerodynamic vent is supplied with fan, and with an air flow ventilation system and insect screen.

**FEATURES:**

- Internal installation system - not necessary to drill holes in vehicle
- High quality UV ray resistant materials
- Water tight

**SPECIFICATIONS:**

- Dimensions: 280mm x 280mm
- Power: 12V
- Drawer: 25W
- Fan Diameter: 180mm
- Maximum Air Flow: 9M3/min
- Maximum Electric Input: 1.9A



**FIAMMA CRYSTAL HATCH 400MM X 400MM (14" X 14")**

008617

Simple and functional ventilation system. Can be left open while travelling and provides ventilation even when closed.

**FEATURES:**

- Easily installed in 360mm x 360mm or 400mm x 400mm opening
- Includes fly screen
- Crystal



**FIAMMA CRYSTAL VENT 500MM X 500MM COMBI WITH ROLLER BLIND**

008636                      CRYSTAL  
008637                      WHITE

Opens on all four sides with practical handles. Maintains constant ventilation in the vehicle. Available with a standard roller blind with two rollers, one blackout and one with fly screen.

**FEATURES:**

- Locking anti-theft device on handle
- ABE approved
- High quality UV ray resistant materials
- Permanent ventilation
- Rainproof and windproof

**SPECIFICATIONS:**

- Dimensions Outside: 570mm x 570mm
- Dimensions Inside: 550mm x 550mm
- Cutout: 500mm x 500mm
- Hatch Closed: 85mm
- Suits roof thickness 30mm to 70mm



**FIAMMA WHITE HATCH 400MM X 400MM**

040694

**FEATURES:**

- Made with high-quality UV-ray resistant materials and TV and ABE approved.
- Rooflight opens and closes using the winding handle.
- The maximum stability provided by the center support adjusting arm.
- Integrated mosquito netting prevents debris from entering the motorhome.
- Can be installed on roofs with depths of between 3cm to 5cm out of the box

**SPECIFICATIONS:**

- Install to roof aperture: 39cm.
- Materials: Shock & UV ray-resistant.
- Colors: External covers White or Crystal, outside frame White, inside frame Ivory.



**FIAMMA VENT 280MM X 280MM**

008640

Ideal for airing small spaces such as bathrooms, the aerodynamic vent is supplied with an air flow ventilation system and insect screen.

**FEATURES:**

- Includes anti-theft device and roller blinds
- Rainproof
- High quality UV ray resistant materials
- Permanent ventilation
- Water tight

**SPECIFICATIONS:**

- 12V
- Maximum Air Flow: 9M3/min
- White



**FIAMMA TURBO VENT PRO HATCH**

008645

Compact with transparent grating permits maximum airflow and passage of light.

**FEATURES:**

- 12V DC variable speed motor with 10 blades exchanges inside air within seconds
- Finger touch control
- Transparent grating permits maximum air circulation and light filtration
- Polar control thermostat: regulates incoming and outgoing air according to the vehicle's inside temperature
- Water tight

**SPECIFICATIONS:**

- 12V
- Absorbed Power: 36W
- Maximum Air Flow: 35M3/min
- Fan Diameter: 300mm
- Minimum Electric Input: 0.3A
- White



**FIAMMA TURBO PREMIUM ROOF VENT WITH MOTOR**  
044583

High quality and durability thanks to the elegant external aerodynamic profile top, this vent does not require the use of a spoiler. During high-speed testing, noise and vibrations were greatly reduced. The outer cover and exclusive patented rubber seal, guarantee a watertight system and ensures that rain is displaced. ABE approved. Made with high quality UV-ray resistant materials. Interchangeable with the old 40x40cm Fiamma vents and with vents from 36x36cm to 42x42cm thanks to the reinforced frame. Supplied with permanent air flow ventilation and mosquito screen. Features a large 10 blade fan with 12V DC variable speed motor. It changes and refreshes the air inside your vehicle within seconds. The electronic circuit ensures a rapid, problem-free, change of rotation. The transparent grating permits maximum air circulation and filters light.

The Premium version of Fiamma Turbo-Vent has been given a modern design with advanced finger-touch controls; the state of the art interface is completed by brand new multicolor LED lights.

Speed setting and switching now have acceleration ease which helps saving the Turbo-Vent motor and the vehicle control unit.

**SPECIFICATIONS:**

- Feeding Tension: 12 Vcc
- Absorbed Power: 36 W
- Min electric input: 0.2 Amp
- Max electric input: 3 Amp
- Max air flow: 35 m<sup>3</sup>/min
- Fan diameter: 300 mm
- Permanent air flow: 80 cm<sup>2</sup>



**FIAMMA HATCH BLIND KIT 400MM X 400MM ROLLO VENT 40 (14" X 14")**  
008638

Roller blind system, perfect for installing on Fiamma Vent 40 x 40 roof lights. Permanent air flow and ventilation thanks to side grills. Low profile frame. 2 rollers, one is a block-out, the other is a fly screen. Easy installation without drilling: use the same fixing points of Fiamma Vent 40 and Turbo Vent frames.

- Ivory



**FIAMMA LID 500MM X 500MM OUTER AND INNER (20" X 20")**  
008644

Suits Fiamma 50 x 50 roof vent.

**FEATURES:**

- Comes in two sections - outer cover and inner lid cover
- No additional fittings included
- White



**FIAMMA HATCH LID 400MM X 400MM (14" X 14")**  
008615

Replacement lid for Fiamma standard and turbo 40 x 40

vents. Note: Please be aware of aerodynamics of vent. Will not fit earlier model.

- White



**FIAMMA HATCH LID 400MM X 400MM - OLD STYLE (14" X 14")**

Replacement lid to suit Fiamma 14" x 14" vent.

008613



**FIAMMA TURBO VENT HATCH OPENING MECHANISM**

008624

Opening mechanism suitable for Turbo Vent.

# VENTS



**JENSEN ROOF VENT 12V 14" X 14" METAL BASE**  
008589

Ideal to allow air to flow in and out of the RV.

**FEATURES:**

- Self-centering device eliminates installation guess work and assures perfect alignment in roof opening
- Radius corners are standard
- Screen allows air through while keeping insects out
- Acrylic UV resistant translucent lid
- 12V Fan
- White



**JENSEN ROOF HATCH 400MM X 400MM METAL BASE (14" X 14")**  
008581


Ideal to allow air to flow in/out of RV vehicle.

**FEATURES:**

- Self-centering device eliminates installation guess work and assures perfect alignment in roof opening
- Radius corners are standard
- Screen allows air through while keeping insects out
- Acrylic UV resistant translucent lid
- One piece seamless frame with a deep drawn painted metal base

**SPECIFICATIONS:**

- Injection moulded garnish - accommodates a variety of roof thicknesses
- White



**ELIXIR 12V ROOF VENT 14" X 14" METAL BASE**  
008603

This roof vent is fitted with a 12V fan to extract unwanted steam and exhaust fumes. Ideal for caravans or motorhomes.

**FEATURES:**

- Self-centering metal base with radius corners
- Interior garnish with wider 1 1/4" flange
- Galvanised metal base
- 12V Fan
- Positive-seal weather stripping

**SPECIFICATIONS:**

- Universal
- One piece metal frame, deep drawn metal base



**HATCH LID SOPRU VW 550MM X 355MM**  
035452

Fibreglass with 10mm lip. Used on old kombi campers.



**JENSEN LID 14" - NEW STYLE**  
008583

Replacement lid for Jensen Roof Vent 355mm.

**FEATURES:**

- Grooved/slotted hinge spigots
- Central metal brace is removed during installation
- Plastic is 335mm square and low profile
- Easy to replace by removing the central metal slide by screws from above. This releases hatch which can then pivot over hinge. The metal slide is moved up or down until it can slip over the end the of winder mechanism

**SPECIFICATIONS:**

- Dimensions: 355mm(w) x 355mm(d)



**JENSEN LID 14" - OLD STYLE**  
008582

Replacement lid for Jensen Roof Vent 355mm.

**SPECIFICATIONS:**

- 4 attachment spigots - pin hinged (pin not included)



**ELIXIR ROOF VENT - 228MM X 228MM (9' X 9')**  
033578

Compact and lightweight, ideal for providing air flow in small areas such as kitchens or bathrooms. Suitable for caravans and motorhomes.

**FEATURES:**

- Lightweight vent ideal for providing air flow in small spaces
- Opens with the included handle to 45° and when closed sits only 30mm above the roof top
- Waterproof
- Weatherproof
- Rustproof

**SPECIFICATIONS:**

- Adjustable inner trim allowing for most roof thicknesses
- 228mm x 228mm (9"x9")
- White



**JENSEN FLY SCREEN 14" STANDARD NEW STYLE**  
008585

Replacement fly screen to suit 12V or standard Elixir hatch.

**SPECIFICATIONS:**

- Dimensions: 355mm(w) x 35mm(h) x 355mm(d)



**FANTASTIC VENT 2250 MANUAL**  
043516 WHITE LID  
043391 SMOKE LID

This model has a built in thermostat. The fan will operate at one of the three pre-selected speeds when the thermostat calls for cooler air. Once the thermostat is satisfied, the fan shuts off automatically. Designed to ensure consistent temperatures. Ideal for caravans or motorhomes.

**FEATURES:**

- Quiet 12V ceiling fan with 3 speeds
- Manual lift dome
- Built in thermostat
- Reversible air flow

**SPECIFICATIONS**

- Fits 14" x 14" opening
- Replaces model 5000RBT
- Dimensions: 355mm(w) x 355mm(l) x 30mm(d)
- Power: 12V DC
- Weight: 5.5kg



**ELIXIR LID 14" - OLD STYLE**  
008591

Replacement lid to suit 12V or standard Elixir hatch. Centre bar is riveted to lid and metal slide bar (difference between the Elixir old style lid and the new style lid).

**SPECIFICATIONS:**

- Suits Elixir PVC roof vent 355mm x 355mm
- White



**FANTASTIC VENT 3350 POWER**  
043517 WHITE LID  
043392 SMOKE LID

Activated when any of the three speeds are selected and the dome opens and closes with the press of a button. To activate the fan blade, the built-in thermostat must be turned to a lower temperature than the current interior temperature. The fan will shut off when the pre-selected temperature is reached, but dome stays open for ventilation until the down switch is selected or the built-in rain sensor automatically closes the dome. A built-in manual knob can be used to close the dome in an emergency, to adjust the dome to a desired partially open height, or to override the rain sensor. Including a reverse switch for either intake or exhaust, the fan draws only 3A. max. and has a built in 6A fuse which is easily accessible on the face.

**FEATURES:**

- Lid automatically closes in rain
- Reversible fan
- Thermostatically controlled fan and manual override

**SPECIFICATIONS**

- Suits a hole size 355mm x 355mm
- 12 Volts, 3 Amps
- 3 Speed fan
- Weight: 5.12kg



**ELIXIR LID 14" - NEW STYLE**  
008592

Replacement lid to suit 12V or standard Elixir hatch.

Centre bar is riveted to lid and metal slide bar (difference between the Elixir old style lid and the new style lid).

**SPECIFICATIONS:**

- Suits Elixir PVC roof vent 355mm x 355mm
- White



# VENTS



**FANTASTIC VENT NEW LID**  
008652

Replacement lid for Fantastic roof vents. Easily identifiable by grooved/slotted hinge spigots.

**SPECIFICATIONS:**

- Smoke glass - dark tint

**FANTASTIC FLYSCREEN VENT**  
044555

FITS 2250



**ELIXIR 12V MOTOR**  
008604



**ROOF VENT INSTALLATION KIT 38-8444**  
043186

Safe for all vents and skylights, plus works on all types of roofs and surfaces (except silicone). Eliminates messy roof coating and paint brushes - just peel and stick.

**KIT INCLUDES:**

- 1" x 60" roll of double stick tape
- 2" x 70" roll of Super Stick tape
- 28 hex head screws

# VENTS AND COWLS



**ROTARY VENT HODGES**  
016543 PLASTIC  
016544 METAL  
Cutaway: 100mm hole



**PLASTIC VENT**  
007973 - 127MM X 76MM  
007965 - L4 145MM X 230MM  
007971 - RL3 145MM X 230MM  
007968 - RC6 150MM X 230MM  
007969 - C5 STICK ON 150MM X 230MM  
007966 - AC44 175MM X 207MM  
Suitable for cupboards and pantries or any enclosed space that requires ventilation.

**SPECIFICATIONS:**

- Removable with mesh
- White



**SCUPPER VENT SMALL**  
016550

Used to scoop in air under pressure from forward travel. Suitable for RV vehicles.

**SPECIFICATIONS:**

- Dimensions: 170mm(w) x 113mm(h) x 70mm(d)
- White



**SCUPPER VENT LARGE - WHITE**  
016554  
Used to scoop in air under pressure from forward travel. Suitable for RV vehicles.



**SCUPPER VENT INTERNAL TRIM**  
016561 - SMALL TRIM 40MM ROOF THICKNESS  
016563 - LARGE TRIM 40MM ROOF THICKNESS  
016562 - LARGE TRIM 50MM ROOF THICKNESS  
• White



**SOLAR EXHAUST VENT PVC**  
008563

**FEATURES:**

- Weatherproof
- Solar powered exhaust vent
- Extracts up to 680 cu ft of air per hour in bright sunlight
- Will also work successfully in natural daylight
- No wiring or running costs



**MULLER VENT - PLASTIC**  
016519

**FEATURES:**

- Teardrop shaped plastic exhaust ventilator
- Venturi technique extracts air even while vehicle is stationary
- Dimensions: 285mm(l) x 185mm(w)



**VENT SEA BIRD PLASTIC**  
016520

**FEATURES:**

- Generates large airflow
- Either intake or exhaust
- Waterproof

**SPECIFICATIONS:**

- Dimensions: 190mm(l) x 110mm(h) x 145mm(w)



**FLUSH PLASTIC VENT**  
016530

Suitable for lockers, doors, cupboards. Flush mounted.

**SPECIFICATIONS:**

- Dimension: 90mm(l) x 90mm(h)
- White



**12V EXTRACT FAN AND 10W LIGHT**  
016536                      WHITE  
016538                      CHROME

Ideal for showers in caravans or motorhomes.

**FEATURES:**

- Complete with 10W light
- Available in white or chrome



**PLASTIC LOUVRE VENT**  
016527 - 125MM X 260MM BLACK  
016528 - 125MM X 260MM WHITE  
016525 - 70MM X 445MM BLACK  
044944- 90MM X 90MM BLACK

Suitable for cupboards and pantries or any enclosed space that requires ventilation.



**VENT CENTAUR 623**  
035299 - SMALL 190MM X 100MM  
016510 - MEDIUM 215MM X 165MM

Black Centaur 623 vents are ideal for caravans and RV vehicles.

**FEATURES:**

- The frame and springs require just 10mm clearance below the outside mounting and the supplied internal finger grip extends just 18mm below the outside front face
- Opens to 30 degrees and extends 80mm above the outside mounting
- Positive dust and waterproof seal when closed
- Black



**ALUMINIUM VENT**

**STUCCO**

016454	95MM X 190MM
016462	210MM X 190MM
016466	210MM X 381MM
016470	286MM X 572MM
016485	629MM X 572MM

**SMOOTH**

016452	95MM X 190MM
016456	133MM X 190MM
016460	210MM X 190MM
016464	210MM X 381MM

Painted aluminium vents are available in smooth white or stucco white. Each louvre provides approximately 600 square mm of venting. The number of louvres per vertical row varies with height. When ordering vents please nominate required size by stating height and width.

**SPECIFICATIONS:**

- 190mm wide vent feature 1 vertical row of venting
- 381mm wide vent feature 2 vertical rows of venting
- 572mm wide vent feature 3 vertical rows of venting
- 762mm vent feature 4 vertical rows of venting
- 953mm wide vent feature 4 vertical rows of venting
- White



**STAINLESS STEEL VENT**  
016539 - SINGLE 127MM X 65MM  
016540 - SINGLE 127MM X 115MM  
016541 - SINGLE 127MM X 227MM  
016542 - DOUBLE 227MM X 115MM



**ALI ROOF COWL**  
016581 - SMALL 100MM  
016583 - MEDIUM 150MM  
016585 - LARGE 203MM

The roof cowl (outer section) sits on the roof, providing a waterproof vent.



**INSERT ROOF COWL**  
016582 - SMALL 75MM  
016584 - MEDIUM - LARGE 150MM



**ROSE VENT**  
016548 - PLASTIC  
016549 - ALUMINIUM

**SPECIFICATIONS:**

- Used for cross flow ventilation
- Adjustable opening vent



**BLOWER VENT 90MM X 90MM**  
016533

**SPECIFICATIONS:**

- 75mm tail plastic
- Dimensions: 90mm x 90mm
- White