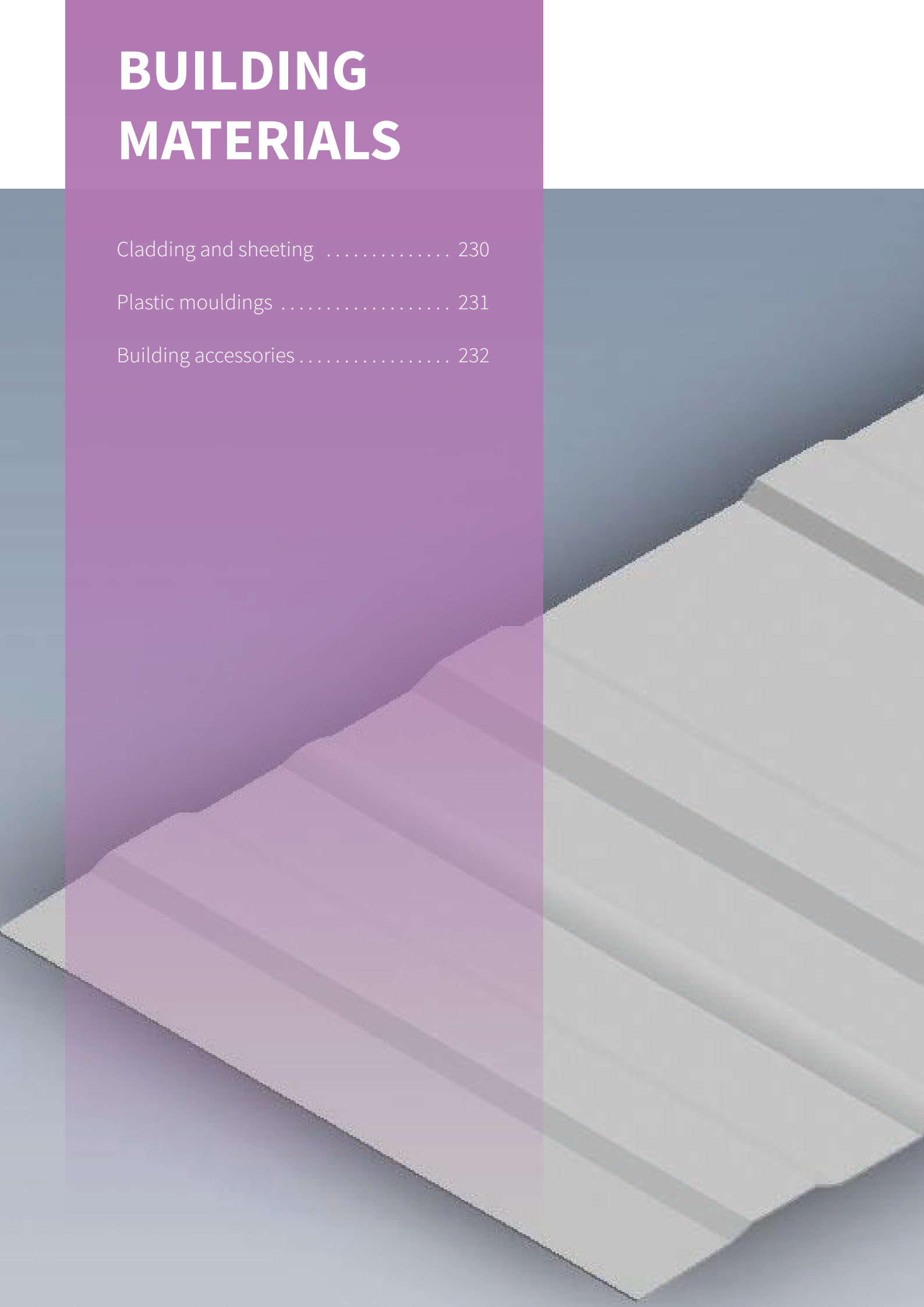



BUILDING MATERIALS

Cladding and sheeting	230
Plastic mouldings	231
Building accessories	232





CLADDING AND SHEETING

**ALUMINIUM CLADDING "CP10" PROFILE**

SMOOTH

038940 - 3.0M WHITE
 038420 - 5.5M WHITE
 038748 - 6.1M WHITE
 038418 - 6.5M WHITE
 038415 - 7M WHITE
 038746 - 7.3M WHITE
 041527 - 7.6M WHITE
 040362 - 8M WHITE
 006764 - 10.668M WHITE
 040848 - 10.68M CRISTAL SILVER


STUCCO

038421 - 5.5M WHITE
 034879 - 6.5M WHITE
 038416 - 7.0M WHITE
 041528 - 7.6M WHITE
 041446 - 7.6M CRISTAL SILVER
 006768 - 10.668M WHITE
 041444 - 10.68M CRISTAL SILVER

Deep profile side cladding in a variety of lengths.

FEATURES:

- Width: 315mm
- Maximum Length: 10.668m
- Effective coverage of 250mm per panel

**ALUMINIUM SHEETING "CP48" PROFILE**

SMOOTH

006856 2440MM X 1220MM (8' X 4') WHITE
 040850 2440MM X 1220MM (8' X 4')
 CRISTAL SILVER

STUCCO

006894 - 2440MM X 1220MM (8' X 4')
 WHITE
 041441 - 2440MM X 1220MM (8' X 4')
 CRISTAL SILVER

1220mm wide roof and end sheeting available by the metre. Individual sheets can be lock seamed for joining. A minimum length of 1.5 metres, up to a maximum of 4 metres can be produced.

SPECIFICATIONS:

- Roof and end sheeting 1220mm wide
- Individual sheets can be lock seamed
- for joining

**ALUMINIUM CLADDING "CPSF10" PROFILE**

SMOOTH

034757 - 3.0M WHITE
 038412 - 5.5M WHITE
 038744 - 6.1M WHITE
 038409 - 6.5M WHITE
 038406 - 7.0M WHITE
 038742 - 7.3M WHITE
 041525 - 7.6M WHITE
 038937 - 8.0M WHITE
 038931 - 8.5M WHITE
 006777 - 10.668M WHITE
 040849 - 10.68M CRISTAL SILVER

STUCCO

038413 - 5.5M WHITE
 038407 - 7.0M WHITE
 038743 - 7.3M WHITE
 041526 - 7.6M WHITE
 041447 - 7.6M CRISTAL SILVER
 006781 - 10.668M WHITE
 041445 - 10.68M CRISTAL SILVER

Shallow profile side cladding in a variety of lengths.

FEATURES:

- Width: 315mm
- Maximum Length: 10.668m
- Effective coverage of 250mm per panel.

**ALUMINIUM FLAT SHEETING**

SMOOTH

006760 - 315MM X 1M WHITE
 006806 - 1220MM X 1M WHITE
 006920 - 2440MM X 1220MM (8' X 4')
 WHITE
 040851 - 2440MM X 1220MM (8' X 4')
 CRISTAL SILVER

STUCCO

006762 - 315MM X 1M WHITE
 006808 - 1220MM X 1M WHITE
 006941 - 2440MM X 1220MM (8' X 4')
 WHITE
 041442 - 2440MM X 1220MM (8' X 4')
 CRISTAL SILVER
 039711 - 5000MM X 1220MM (16' X 4')
 WHITE

Available in two widths which can be produced in metre lengths, with a minimum of 1 metre and a recommended maximum of 5 metres. Standard size sheets are 8' x 4' -

- 1200mm x 2440mm.

**ALUMINIUM CLADDING "SF10" PROFILE**

043948 - 7.3M CRISTAL SILVER SMOOTH
 043949 - 7.3M CRISTAL SILVER STUCCO
 044251 - 2.4M CRISTAL SILVER SMOOTH
 044252 - 2.4M CRISTAL SILVER STUCCO

FEATURES:

- Low profile cladding in a variety of lengths.
- Width 315mm.

ALUMINIUM CLADDING "LP10" PROFILE

040363 - 7.6M SMOOTH WHITE
 041476 - 10.68M SMOOTH WHITE

FEATURES:

- Low profile side cladding in two lengths
- Smooth white
- Width 315mm

ALUMINIUM CLADDING "NF10" PROFILE

040113 - 7.0M X 1 SMOOTH WHITE
 040114 - 7.6M X 1 SMOOTH WHITE
 040118 - 7.6M X 1 STUCCO WHITE
 040914 - 10.68M X 1 SMOOTH WHITE
 040915 - 10.68M X 1 STUCCO WHITE
 044585 - 10.68M X 5M CRISTAL SILVER
 044586 - 10.68M X 315MM SMOOTH
 WHITE
 044614 - 8M X 315MM CRISTAL SILVER
 044654 - 8M X 315MM SILVER

Deep profile side cladding in a variety of lengths.

FEATURES:

- Width: 320mm
- Maximum Length: 10.668m
- Effective coverage of 250mm per panel
- Available in smooth or stucco white

**ALUMINIUM SHEETING "CPF3" PROFILE**

SMOOTH

006961 2440MM X 1220MM (8' X 4')
 WHITE
 040852 - 2440MM X 1220MM (8' X 4')
 CRISTAL SILVER

STUCCO

006999 - 2440MM X 1220MM (8' X 4')
 WHITE
 041443 - 2440MM X 1220MM (8' X 4')
 CRISTAL SILVER

Roof and end sheeting, 1220mm wide, available by the metre.

SPECIFICATIONS:

- Individual sheets can be lock seamed for joining

Not all sizing available at all Camec warehouses. Please contact your local sales consultant for further details.



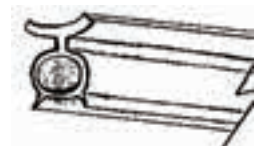
DOOR STEP MOULD 4850MM LONG
007361 BLACK



WINDOW RADIUS MOULD 3.6M LONG
007308 WHITE
007309 BLACK



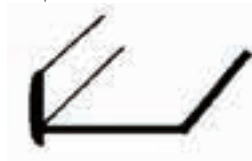
WEATHER SEAL-POP TOP EXTRUSION
007420
For aluminium pop top extrusion.
Sold per metre.



POP-TOP BUBBLE SEAL 007421
Fits into many popular pop-top roof aluminium edging to provide a soft seal and contact point when pop-top roof is lowered. Select the number of metres required.



ALI AMERICAN MOULD 5.0M LONG
007127 WHITE
036684 BLACK
041761 CLEAR ANODISED

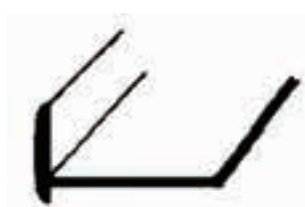


CEILING STRIP 4.85M
007354 TAN
007355 WHITE

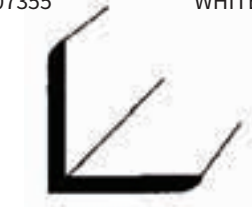
- FEATURES:**
- The top side shown in image fits into the aluminium extrusion around the roof. The top edge is 10mm wide which may not suit all brands
 - TIP: Immerse in a hot water to allow it to reshape after being rolled up
 - Grey
 - Sold per metre



CUPBOARD CORNER 4.85M LONG
007358 - TARGET GREY
007359 - TAN
007360 - WHITE



L MOULD WHITE 32MM X 2.44M LONG
007413 - WHITE




ANGLE EXTERNAL
For external corners.
007316 - 12MM X 12MM X 2.44M GT BROWN
007325 - 19MM X 19MM X 3.6M WHITE
007330 - 25MM X 25MM X 3.6M WHITE



TRULINE INFILL MOULD
007428 BROWN
007434 WHITE
007430 BEIGE
007432 GREY
007436 BLACK

Flexible PVC infill mould that locks into the Truline Aluminium extrusion to conceal fixing screws and rivets.

- FEATURES:**
- Also known as Millard Series 80 PVC Insert
 - Sold per metre



CAP MOULD 3-4MM
007403 - 3MM X 2.44M SILVER GREY
007404 - 3MM X 2.44M WHITE
007406 - 4MM X 2.4M GT BROWN
007408 - 4MM X 2.4M WHITE
007348 - 4MM X 4.85M LONG LEG TARGET GREY
039771 - 25MM X 4.85M LONG LEG WOOD GRAIN



PVC CORNER MOULDING
007369 - INTERNAL CORNER WHITE
007370 - EXTERNAL CORNER WHITE
040149 - INTERNAL CORNER SNOW WHITE
For 4mm board, 2400mm length.

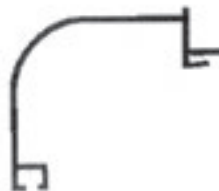


H MOULD
007395 - 3MM X 2.44M WHITE
007397 - 4MM X 2.4M GT BROWN
007398 - 4MM X 2.4M SILVER GREY
007399 - 4MM X 2.4M WHITE
039772 - 4MM LONG LEG W/ GRAIN



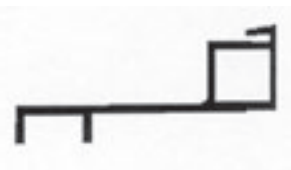
ALUMINIUM EDGE MOULD 22MM
007123

- SPECIFICATIONS:**
- 0.103kg/metre
 - Dimensions: 22mm x 5m length
 - Mill finish



ALUMINIUM TOP POP-TOP EXTRUSION 6.5M LONG
007137

- SPECIFICATIONS:**
- 1.381kg/metre 510Pp
 - Bright white



ALUMINIUM BOTTOM POP-TOP EXTRUSION 6.5M LONG
007139

- SPECIFICATIONS:**
- 1.329kg/metre 378Pp
 - Bright white



ALUMINIUM TABLE MOULD 25MM
035443

Flexible knock-in bead for trimming table and cabinet top edges.

- SPECIFICATIONS:**
- Dimensions: 25mm x 4000mm(l)
 - Mill finish

BUILDING ACCESSORIES



SILICONE SEALANTS

- 007173 - V4 NON ACETIC WHITE
- 007174 - V60 NON ACETIC CLEAR
- 007175 - V60 NON ACETIC WHITE

Silicone sealant - non-acetic and acetic cures are ideal for RV use. Suitable for bonding aluminium, laminated glass, zinalume and metallic coated glass.

FEATURES:

- V4 - Non acetic - allows up to 40% joint movement
- V60 - Non-acetic - allows up to 70% joint movement

SPECIFICATIONS:

- V4 - 370g tube
- V60 - 300g tube



SCHLEGEL/CATERPILLAR DOOR TRIM-FLYWIRE EXTENSION BUG SEAL

- 024716
- 043130 SCHLEGEL KIT SUITS ODYSSEY DOOR

Camec door seal, Schlegel/caterpillar 16mm flywire bug seal.

FEATURES:

- Slides into a groove, no adhesive
- Sold per metre
- Dimensions: 16mm(w)



MOULDS

- 007438 - FENDERWELT X 1M WHITE
- 007440 - FENDERWELT X 1M TAN
- 007446 - FENDERWELT X 1M APOLLO GREY
- 007479 - KNOCK-IN MLD 20MM PER M WHITE

PAINT REPAIR

Camec aluminium paint codes are as follows:

FOR CLADDING AND PANELS, PAINT CODES ARE AS FOLLOWS:

WHITE	CARV1006
CAMEC ONYX WHITE	CARV9050
CRISTAL SILVER	CARV9001
DIAMOND SILVER	CARV9000

FOR FRAMES OR EXTRUSIONS, POWDER COAT CODES ARE AS FOLLOWS:

BRIGHT WHITE GLOSS	MA030A OR MA037A
BLACK SATIN	MN152A OR TN111A

Camec cladding paint colours are exclusive to Camec. To ensure the correct paint colour is matched, please refer to the colour codes listed below.

Paint codes not available in aerosol can.

A

ACCESS DOOR.....	224, 225
ACCESSORY	
PLUG.....	82
SOCKET.....	82
ADAPTOR	
10A-15A.....	79
15A-10A.....	79
COAXIAL.....	62
F TO PAL.....	62
PLUMBING.....	157, 159, 161, 177
AERO DOOR.....	219
AIR CONDITIONER.....	41
AIR CONDITIONER SPARE PARTS.....	41
ALUMINIUM.....	
CLADDING.....	230
EDGE MOULD.....	231
SHEETING.....	230
STEP.....	11
AMPFIBIAN.....	79
AMPLIFIER.....	63
ANDERSON PLUG.....	83, 84
ANNEX	
PEG.....	28
POLE.....	29
POLE COLLAR.....	30
POLE CONTAINER.....	29
POLE EYE BOLT.....	28
PROTECTOR.....	111
ROOF RAIL.....	30
ANODE.....	163
ANTENNA.....	60, 62, 63
SIGNAL METER.....	62
MOUNTING BRACKET.....	63
AQUA KEM.....	183
AQUA PROOF.....	31
AQUA RINSE.....	183
ATLAS.....	32, 33
ATWOOD SPARE PARTS.....	163
AV LEAD.....	55
AWNING	
ANTI FLAP KIT.....	111
CLEANER.....	111
FIAMMA.....	106
TIE DOWN KIT.....	111
AXLE.....	120

B

BACKSAVER.....	138
BALL VALVE.....	175
BAMBOO TABLEWARE.....	19
BARB.....	157
BARREL KIT.....	226
BASIN.....	165, 166, 173
BASKET.....	173
BATHROOM ACCESSORIES.....	173
BATTERY.....	68
BOX.....	68
BOX STRAP.....	68
BREAKSAFE.....	141
CHARGER.....	85, 141
MONITOR.....	141
BAYONET	
DUST CAP.....	177
FITTING.....	177
BEARING CONES.....	119
BIG FOOT CORNER STEADY PADS.....	7
BIKE.....	
CARRIER.....	8

RACK.....	9
RACK SPARES.....	8
BLIND.....	223
BOLT.....	137
BOOKS.....	32, 33
BOOT STORAGE DOOR.....	224
BOWL.....	14, 18, 19
BPEX PIPE.....	158
BRACKET	
EQUALISER KIT.....	137
FOLDING.....	90
SHOWER.....	172
TABLE SLIDE.....	90
TV.....	56
WATER TANK.....	150
HANDLE FOR SNAP UP.....	137
SNAP UP.....	137
BRAKE	
A FRAME KIT.....	137
CONTROLLER.....	142
MAGNETS.....	120
PLATES.....	119
SHOES.....	120
SPARE PARTS.....	120
BRASS FITTINGS.....	176
BREAKAWAY SYSTEM.....	141
BREATHER.....	150
BREHA CLIP.....	90
BROOM.....	18
BUBBLE LEVEL.....	7
BUCKET.....	13
WATER SAVING.....	27
BUG ZAPPER.....	28
BULKHEAD CONNECTOR.....	172
BUS BAR.....	85
COVER.....	82
BUSH.....	150
BUTANE TORCH.....	27

C

CABIN HOOK.....	98
CABINET.....	173
CABLE.....	85
SOLAR PANEL.....	67
STAINLESS STEEL.....	101
CAMBUCKLE TIE DOWN.....	33
CAMLOCK.....	100, 161
MAST.....	63, 98
CAMPER	
COVER.....	113
LEGS.....	125
LIFTER.....	101
ROOF CLAMP.....	102
SLUGS.....	101
DOORS.....	217
CANOPY LIFTER.....	101
CANVAS REPAIR TAPE.....	31
CAP.....	150
CAP MOULD.....	231
CAP NUT.....	176
CARAVAN	
COVER.....	113
MOVER.....	123, 124
MOVER SPARE PARTS.....	123
CAST HEAD.....	138
CATCH.....	
DOOR.....	96
GRIPPER.....	96
CATERPILLAR DOOR TRIM.....	232
CD PLAYER.....	57
CEILING STRIP.....	231

CHAIR.....	24
CHARGER	
BATTERY.....	85, 141
TRICKLE.....	85
CHECK VALVE.....	161
CHOCK.....	6
CIGARETTE LIGHTER PLUG.....	82
CIGARETTE SOCKET.....	82
CIRCUIT BREAKER.....	82, 83, 84
CIRCUIT BREAKER PANEL.....	83
CLADDING.....	230
CLAMP.....	160
CAMPER ROOF.....	102
SLIMLINE SLIDER.....	206
TOGGLE.....	102
TONGUE.....	102
CLEAN OXIDE.....	164
CLEAT ROPE.....	31
CLEANING PRODUCTS.....	31
CLIP BREHA.....	90
CLOCK.....	20
CLOTHES	
DRYER.....	37
HANGER.....	22
LINE.....	21
RACK.....	22
COAXIAL.....	61, 62
CABLE.....	62
MECHANISM.....	62
PLUG.....	62
SOCKET.....	62
COLANDER.....	14
COLLET	
CLIP.....	157
COVER.....	160
COMBINATION LAMP.....	76
COMERANGLE BAR.....	98
COMPRESSOR.....	28
CONDIMENT BOTTLE.....	16
CONNECTOR.....	157, 159, 161
THRU WALL.....	63
TRAILER.....	81
CONTROL PANEL.....	80
CONVERTER.....	161
COOK TOP.....	49
COOKWARE.....	12
COPPER TUBE.....	175
CORNER	
MOULDING.....	231
STEADIES.....	125
STEADY PADS.....	7
COUPLERMATE.....	133
COUPLER.....	159
COUPLING.....	125
LOCK.....	133
COVER	
BUS BAR.....	82
CAMPER TRAILER.....	113
CARAVAN.....	113
POP TOP.....	113
PORTABLE FRIDGES.....	4
COWL.....	198
CROCKERY RACK.....	17
CUP HOLDER.....	17
CUPBOARD	
CATCH.....	95
HINGE.....	94
STAY.....	96
CORNER.....	231
CURTAIN	
CLIP.....	99
END STOP.....	99
GATHERING HOOK.....	99
GATHERING TAPE.....	99

GLIDE TRACK	99
ROD	99
ROD BRACKET	99
RUNNER	99
SCREW EYE	99
TAB	99
TRACK	99
WIRELESS	99
CUTLERY TRAY	17
CYLINDER VALVE	177

D

D SHACKLES	138
DAMP RID	21
DEFLAPPER	111
DIAPHRAM KIT	156
DINNERWARE	18
DIRECTOR - PLUMBING	160
DIRECTORS CHAIR	24
DISH	
DRAINER	17
DRIER	17
TRAY	13, 14
DISPENSER	
SOAP	173
DIVIDER	159
DOOR	
ACCESS	224, 225
AERO	222
BLIND	223
BOOT STORAGE	224
CAMPER	217
CASSETTE TOILET	186
ODYSSEY 2RC	218
ODYSSEY 4RC	219
ODYSSEY 4SC	217
ODYSSEY PREMIUM 2RC & 4RC DOOR	220
SERVICE	225
SPARE PARTS	227
STOP	98
VISTA	221
ACCESS DOOR CATCH	100
DRIER	17
DRINK BOTTLE	16
DRINKWARE	19
DROP NOSE PIN	102
DROP SHANK	135
DRUM	26
DRYER	37
DVD PLAYER	57

E

EDGE MOULD	231
EGG HOLDER	18
ELBOW	154, 156, 157, 158, 159, 160, 176, 177
ELECTRICAL LEAD STORAGE BAG	79
END STOP	157
EXTENSION	
LEAD	79
LEAD BAG	79
SOCKET	79
LEAD JOINING COVER	79
CABLE - TV	58
EXTERNAL ANGLE	231
EXTRACTOR FAN	198
EXTRUSION	231
EYELET KIT	30

F

FAN	25
FRIDGE	48
HEATER	27
FASTENER	28
FAUCET	168, 169, 170
FIAMMA AWNING	106
SPARE PARTS	110
FIAMMA PRIVACY ROOM	112
FILTER	154, 156
INLINE	161, 164
WATER	164
FILTRATION KIT	164
FIRE	
BLANKET	10
EXTINGUISHER	10
EXTINGUISHER HOLDER	10
BOX	10
FIRST AID KIT	10
FLANGE	198
FLARE	
NUT	175
PLUG	176
SWIVEL	176
FLOAT SWITCH	154
FLOOR	
MATTING	114, 115
MOUNT	175
FLURO TUBE	75
FLY	
LEAD	62
SCREEN	210
SCREEN TURNBUTTON	100
SCREEN DOOR LOCK	100
FOLDING	
BRACKET	90
STOOL	24
FRIDGES	42
ACCESSORIES	48
ADAPTOR	5
FAN	48
LEVEL	7
PORTABLE	4
SPARE PARTS	48
STAND	5
FRONT MARKER LAMP	76
FRYPAN	12
FUEL DRUM	26
FUSE	
BOX	75
HOLDER	75
BLADE	75

G

GAS	
BOX	178
CYLINDER	178
CYLINDER BRACKET	178
CYLINDER GAUGE	178
DECAL	174
DOOR	178
FITTING	175
FUSE	178
HOSE	179
PIGTAIL	179
PRESSURE TEST	175
REGULATOR	179
STRUT	97
TEST POINT	175
VALVE	179
TAPE	175

WATER TANKGAUGE	151
GAUZE TOASTER	23
GENERATOR	86
GLASS HOLDER	17
GLASSES	19
GLOBE	72
FLURO	75
HALOGEN	75
LED	74
GRAB HANDLE	69, 96
GRAB HANDLE REPLACEMENT LENS	96
GRATER	16
GRILL AND OVEN	49
GRILL PAN	12
GRIPPER CATCH	96
GUY ROPE	30
GUY ROPE SPRING	30

H

HAIR DRYER	27
HALOGEN GLOBE	75
HAND PUMP	168
HANDLE - CAMPER WIND UP	101
HANGER POLE	30
HAPPY HOOK	111
HATCH	225
HEATER - HOT WATER	162, 163
HINGE	94
PLASTIC	90
HITCH PIN LOCK	134
HITCH PULL PIN	137
HOB AND SINK	49
HOOK	173
CABIN	98
LASHING	30
HOSE	147
BAG	147
CLAMP	160
CLEAR	147
CONNECTOR	161
FLAT	148
FLUTED	147
GAS	179
SHOWER	171
SULLAGE	147
VINYL	147
WATER	147
HOSETAIL	158
HOT WATER HEATER	162, 163
HOTPLATE	49
HUBS	119

I

ICE TRAY	13
IN LINE FILTER	161
IN LINE VALVE	160
INFILL MOULD	231
INLET - POWER	78
INSPECT HATCH	225

J

JACK WEDGE	6
JERRY CAN	26
HOLDER	26
JOCKEY WHEEL	121, 122

CLAMP 122
 SPARE PARTS 122
 JOINER 160
 JUPITER WINDOWS 205

K

KETTLE 15, 20
 KEYLESS ENTRY 216
 KNOB LOCK 98

L

LADDER 9
 LAMP
 COMBINATION 76
 MARKER 76, 77
 NUMBER PLATE 76
 TRAILER 77
 LASHING HOOK 30
 LATCH
 COMPRESS 96
 STREAM 96
 LAUNDRY
 BASKET 13, 21
 HAMPER 13
 HANGER 22
 TUB 13
 LEAD
 RCA 56
 TV 55
 LED
 BRAKE LIGHT 76
 GLOBE 73, 74
 HANDLE 69
 LIGHT 73
 LEVEL BAG 6
 LEVEL UP 6
 LICENCE PLATE LAMP 76, 77
 LIGHTS 70
 ANNEX 71
 CEILING 70, 72, 73
 DOWN 73
 GLOBE 73
 GRAB HANDLE 70
 INTERIOR 70
 INTERNAL 70
 KNOB 70
 OYSTER 70
 PORCH 71
 READING 70
 RECESSED 70
 ROUND 71
 SIDE CLEARANCE 76
 SPOT 70
 STRIP 70
 SURFACE MOUNT 71
 SWITCH 70
 TOUCH 71
 TWIN 71
 WATERPROOF 71
 REPLACEMENT LED GLOBE 73
 LIGHTER 27
 LOCK 98
 CYLINDER 100
 GARAGE DOOR 100
 KNOB 98
 TONGUE 99
 WHEEL 118
 LOCKING CLIP 160
 LOUNGE CHAIR 24

LPG COMPLIANCE PLATE 174

M

MAPS 32
 MARKER LAMP 76, 77
 MAST 63
 MATTING 114, 115
 MATTRESS 90
 MELAMINE DINNERWEAR 18
 MICROWAVE 36
 MIDGE SCREEN 210
 MIRACLE GRIP 21
 MIXER 168, 169, 170, 171, 172
 CARTRIDGE 172
 MOULD 231, 232
 RID 31
 MOUNT - TV 56
 MUD GUARD 118
 MUG 15

N

NUMBER PLATE LAMP 76
 NUT AND TAIL 161

O

ODYSSEY 2RC DOORS 218
 ODYSSEY 4RC DOORS 219
 ODYSSEY 4SC DOORS 217
 ODYSSEY PLUS WINDOWS 203
 ODYSSEY PREMIUM 2RC & 4RC DOOR 220
 ODYSSEY PREMIUM SPARE PARTS 206
 ODYSSEY PREMIUM WINDOWS 202
 ODYSSEY WINDOWS 204
 ONE KEY FITS ALL 226
 ONE WAY VALVE 160
 OUTLET 150
 POWER 78
 OVEN AND GRILL 50

P

PADLOCK 226
 PAINT REPAIR 232
 PANTRY BASKET 97
 PAPER TOWEL HANGER 22
 PEDESTAL LEG 91
 PEG
 ANNEX 28
 TENT 28
 PICNIC TABLE 224
 PILLAR
 CENTRE 98
 END 98
 PINTLE HOOK 138
 PIPE CLIP 160
 PITCHER 19
 PLASTIC STEP 11
 PLASTIC COATED WIRE 99
 PLATE IT MAT 21
 PLATE RETAINER 17
 PLATE STACKER 17
 PLATES 18, 19
 PLUG

ACCESSORY 82
 CIGARETTE 82
 FIXED POL 8
 TRAILER 81, 82
 SINK 150
 TANK 167
 POLYSTYRENE 232
 POP TOP
 INTERIOR SUPPORT 102
 COVER 113
 POP UPS 13
 PORTABLE
 FRIDGE COVERS 4
 FRIDGES 4
 STEPS 11
 POWER
 OUTLET 78
 POINT 80
 POINT MOUNTING BLOCK 80
 POINT SPACER 80
 INLET 78
 ADAPTOR - TV 55
 MOVER 122
 SUPPLY - EXPLORER 61
 PRESSURE ACCUMULATOR 154
 PRIVACY
 ROOM 112
 SCREEN 115
 PULL PIN 134
 LOCK 134
 PUMP 152, 153, 155
 BILGE 154
 HANDLE FOR SNAP UP 168
 PUSH ROD - CAMPER 101

R

R CLIPS 138
 RACK - CROCKERY 17
 RAIL
 TOWEL 98
 RANGEHOOD 39
 SPARE PARTS 40
 RATCHET TIE DOWN 33
 REDUCER 159, 160
 REDUCING
 BUSH 176
 NIPPLE 177
 REFLECTOR 78
 REGO LABEL HOLDER 138
 REGULATORS - SOLAR 67
 RELAY VOLTAGE 83
 REMOTE CONTROL 55
 WATERPROOF 58
 WIRELESS 58
 REPAIR TAPE 31
 REPLACEMENT LENS - GRAB HANDLE 70
 ROCKER ARM 126
 ROLLER CATCH 95
 ROOF HATCH 192, 193, 194, 195, 196, 197
 ROPE
 CLEAT 30
 GUY 30
 TENT 30
 TRACK 111

S

SADDLES 175
 SASH FRAMES 206

- SAUCEPAN 12, 16
SCHLEGEL 232
SCREEN MESH 210
SEAL 231
SECURITY HANDLE 100
SENDER PROBE 151
SERVICE DOOR 225
SHADE
 DRIP MOLD 205
 HOLD DOWN CATCH 205
 STAY 205
SHEETING 230
SHELF 22
SHIN PROTECTOR 132
SHOCK
 ABSORBER 126
 CORD 31
SHOVEL 27
SHOWER 171
 SET 170
SHUT OFF VALVE 161
SIDE CLEARANCE 76
SILICONE 232
SINK 49, 165, 166
 PLUG 167
 SEAL 167
SLIMLINE SLIDER 208
SMARTSPACE POTS 12
SMOKE ALARM 10
SOAP
 DISH 173
 DISPENSER 173
 RACK 22
SOCKET
 ACCESSORY 82
 CIGARETTE 82
TRAILER 81, 82, 83
SOLAR
 FRIDGE FAN 48
 PANEL MOUNTING KIT 67
 PANEL REGULATORS 67
 PANELS 66
 SHOWER 27
SPACER 78, 80
SPARE PARTS
 AIR CONDITIONER 41
 ATWOOD 163
 BRAKES 120
 CARAVAN MOVER 123
 FIAMMA 110
 FRIDGE 48
 JOCKEY WHEEL 122
 ODYSSEY PREMIUM 206
 RANGEHOOD 40
 TOILET 186, 187
 WASHING MACHINE 38
 WINDOW 208, 210
 DOORS 227
 SPARE WHEEL MOUNT 118
 SPAT 118
 SPEAKERS 58, 59, 60
 POWER SUPPLY 59
 SPLINE 208
 SPOUT 168, 169
 SPRING
 CANOPY LIFTER 101
 GUY ROPE 30
 KIT 126
 LEAF 126
 BARS 135
 STAB PADS 7
 STABILISERS 6
 STAY 96
 STEP 11, 128
 STOOL 11
 STICKER - DO NOT OVERTAKE 133
 STOCK POT 16
 STOOL 24
 STORAGE HOOK 173
 STOVE 50
 STOWAGE POCKET 18
 STRAP 33
 STREAK REMOVER 28
 STRIKER 96
 SUPASTICK 22
 SUPER KEM 183
 SUPPORT PLATES 7
 SWAY CONTROL 136
 SWING AWAY TABLE LEG 92
 SWING BOLT 98
 SWITCH
 ASSEMBLY 156
 FLOAT 154
 MECHANISM 80
 PLATE 80
 PRESSURE 155
 ROCKER 82
 SINGLE 83
 TOGGLE 82
T
 T HANDLE 226
 TABLE 25
 HINGE 91
 LEG 92, 93
 LEG BIFOLD 93
 LEG SWING AWAY 92
 LEG WINEGLASS 92
 PICNIC 224
 SLIDE BRACKET 90
 SLIDE RAIL KIT 90
 SUPPORT 93
 TOP PLATE 91, 92
 TUBE 91
 MOULD 231
 TABLEWARE 19
 TANK
 ACCUMMULATOR 156
 BRACKET 150
 CLEANER 183
 CLEEN 150
 FRESHENER 183
 GAUGE 151
 PROTECTOR 150
 ROLLER 186
 SENDER PROBE 151
 TAP 150
 WATER 149, 186, 187
 TAP 169, 172
 INLINE 150
 JERRY CAN 26
 WATER TANK 150
 TAPE
 CANVAS REPAIR 31
 GAS 175
 TEE 150, 157, 160, 161
 TEMPERING VALVE 161, 162
 TENSIONER 101
 TENT
 CRAB CLAW 28
 PEG 28
 POLE 29
 POLE CONTAINER 29
 ROPE 30
 SEAM SEALER 31
 THERMAL COOKER 23
 THREAD SEAL TAPE 175
 TIE DOWN 33
 TOASTER 23
 TOASTING FORK 23
 TOGGLE SWITCH 82
 TOILET
 CARRY BAG 184
 CASSETTE 184, 185
 DEODORISER 182
 PAPER 183
 PORTABLE 184, 185
 BRUSH HOLDER 22
 ROLL HOLDER 21, 173
 SPARE PARTS 186, 187
 TORCH 27
 TOWBALL 132
 ADAPTOR FOR SWAY CONTROL 137
 COVER 132, 133
 MOUNT 136
 RETENTION PLATE 136
 SPANNER 133
 TOWEL
 RAIL 98
 RING 173
 TOWING MIRROR 139, 140
 TRAIL-A-MATE 121
 TRAILER
 CONNECTOR 81
 PLUG 80, 81
 LAMP 77
 VALET 124
 TRANSIT BAG 4
 TUB 14
 TUBE 91
 CUTTER 158
 SUPPORT 159
 TUBING 158
 TUNER 57
 TURBO SHOWER 27
 TV 54, 55
 ANTENNA 56
 LEAD 55, 56
 MAST 63
 MOUNT 56
 POLE 63
 POWER ADAPTOR 55
 REMOTE CONTROL 55
 SIGNAL METER 60
 STAND 54
 TYRE 118
 SAVER 6
U
 U BOLT 127
 KIT 137
 UNION 154, 156, 158, 172, 176
 USB PLAYER 57
 UTENSILS 20
 UTILITY
 FASTENER 98
 LYNCH PIN 98
 TABLE 25
V
 VACUUM SEALER 23
 VALVE
 GAS 179
 PRESSURE REDUCING 163
 SHUT OFF 161
 TEMPERING 163
 VENT 199
 VISTA DOOR 221

VOLTMETER 83, 84

W

WALL MOUNT	56
WASHERS	120
WASHING MACHINE	37
SPARE PARTS	48
WASTE	
DIGESTER	182
KIT	167
OUTLET	167
DEODORISER	182
WATER	
ENTRY PRESSURE REGULATOR	146
FILLER	146
FILTER	164
HEATER	162, 163
HOSE	147
MONITOR	151
TANK	150, 186, 187
TANK GAUGE	151
TANK PROTECTOR	150
TANK SENDER PROBE	151
TABLETS	164
WATERMARKED	
SHOWER	172
CONNECTORS	157
WATERPROOFING	31
WEDGE	98
WEIGHT DISTRIBUTION KIT	135
WEIGHT SCALE	137
WHEEL	118
ARCH	118
CARRIER	120
CHOCK	6
COVER	11
LEVEL	6
LOCK	118
SPAT	118
WINDER BOXES	210
WINDOW	
JUPITER	205
ODYSSEY	204
ODYSSEY PLUS	203
ODYSSEY PREMIUM	202
SASH FRAMES	206
SLIMLINE SLIDER	208
SPARE PARTS	208
SPARE PARTS	210
STAY	96
WINEGLASS	
BENT TUBE	92
SPLIT BASE	92
SWIVEL ADAPTOR	92
WING NUT	92
TABLE LEG	92
WIRELESS REMOTE CONTROL	58

Disclaimer:

At the time of publication the information contained in this catalogue was and is correct. However, products contained in the catalogue are subject to being made discontinued or may change without notice. Camec recommends prospective purchasers establish that the product is suitable for their needs before making any purchase. Products are made to a specification and due to varying manufacturing methods and variances in material, may be subject to change without notification. Images contained in the catalogue are used for illustration purposes only. Images may not always be representative of the actual product listed due to changes in specifications or general illustration representation. All specifications and sizes have been listed with intention of being correct at the time of printing. Camec recommends that all purchasers establish whether the product is fit for purpose prior to purchase. Camec reserves the right to delete, update, modify or make additions to any product contained or displayed within the catalogue without prior consent or notification. The publication is subject to copyright and may not be displayed or reproduced without prior authorisation by Camec Pty Ltd or Fleetwood Corporation. Other than for the purpose of and subject to the conditions prescribed under the copyright act, no part of it may be in any form or by any means (electronic or mechanical) reproduced, stored in a retrieval system or transmitted without the permission of Camec Pty Ltd or Fleetwood Corporation. ABN 35 004 846 584.