

New Age Caravan Range



DESIGNED FOR THE ROAD AHEAD



NEW AGE
CARAVANS

New Age Caravans. Designed for the road ahead.



At New Age Caravans we have always been future focused. We started life back in 2004 as New Age Frames and Designs with a view to providing a number of high-profile caravan manufacturers with a higher standard of structural framing and CNC fabricated componentry. Our passion and expertise quickly saw us grow into a key supplier to Australia's prime caravan manufacturing hub in Campbellfield, Victoria. With a reputation for quality, a highly skilled workforce and excellent manufacturing processes in place, we then switched our focus from supplying the industry with frames and parts to building our own caravans, and in 2008 New Age Caravans was

born. With our eyes firmly fixed on the future and with a strong desire to bring something better to the market, we built caravans that were credited with revolutionising the Australian caravan industry. Instead of sticking with the wooden and rustic interiors built by other caravan manufacturers, we designed caravans with modern, apartment style interiors.



Our innovative designs were an overwhelming success, so much so that other manufacturers were forced to change the way they built their caravans and follow our lead. Since then, our commitment to creating designs that break new ground and set new standards has seen us grow into a leading brand synonymous with

quality and innovation. In 2009 we manufactured 5 caravans a week, today we are making over 2000 a year. And while the last 10 years have been a period of rapid growth, our focus on bringing something better to the caravan market has never wavered. Along the way we have won many awards for product design, manufacturing, business operation and community work.

Our strong desire to help shape the future of the caravan industry has also seen us appointed to the board of the Caravan Industry Association of Victoria. Of course, when you're future focused you never rest on your laurels. Finding new and better ways to do things is in our company DNA and, not surprisingly, it's



what attracted the Walkinshaw Automotive Group to take more than a passing interest in us. The Walkinshaw Automotive Group was founded by motorsport legend Tom Walkinshaw, a man renowned not just for his enviable success in F1, Le Mans Prototypes, British Touring Cars and Australian Supercars, but also for creating Australia's iconic and only surviving automotive brand HSV. Anticipating the dramatic changes in the Australian automotive landscape, the Walkinshaw Automotive Group was looking to diversify and bring its innovative design and engineering expertise to the caravan and RV market, and as a result it decided to purchase New Age Caravans.

Needless to say, it was a match made in heaven as it has taken our design and engineering capabilities to a whole new level. Through Walkinshaw we now have access to facilities, technology and expertise that are unmatched in the caravan industry. A seven-post rig that can replicate 1000km of rough durability testing in minutes, a dedicated clay modelling studio for conceptual and prototype design work, robotic-welded chassis operation and access to Walkinshaw's proving ground for unsurpassed rough track testing are but a few of the things we now have at our disposal to help us design the next generation of New Age caravans.



Featuring bold new looks, a Walkinshaw designed and engineered chassis and a myriad of specially designed parts unique to New Age, our brand new XU toy hauler and Wayfinder camper are just the beginning of what's to come. With our existing models all benefiting from the new Walkinshaw influence and more innovative designs on the way, New Age caravans is perfectly positioned to make the future of caravanning more exciting and rewarding than ever before.

MANTA RAY



DESERT ROSE




XU



OZ CLASSIC

BIG RED



GECKO



ROAD OWL





MANTA RAY

If you're looking to travel around the country in style, the Manta Ray offers exceptional space, luxury and comfort in a package that's great value for money. Ideal for families or couples, the Manta Ray is available in sizes ranging from 16ft to 22ft. Every model in the range boasts a host of standard features including a fully equipped kitchen and a spectacular ensuite with shower and toilet. So sit back, relax and enjoy all the wonders this country has to offer in a truly wonderful caravan.



Key standard features*

- Walkinshaw engineered chassis (hot dip galvanized)
- Rocker Roller suspension (not available on 16ft layout)
- Heavy-duty beam axle suspension (16ft layout only)
- 2 x 110L fresh water tanks (1 x 110L on 16ft layout)
- 15" tyres and wheels
- Ensuite with shower & toilet
- BMPRO SwayControl
- Air conditioner (reverse cycle)
- Flatbed microwave
- 171L 3-way fridge (164L on 16ft layout)
- External speakers
- 24" smart TV & DVD player
- Cooktop – gas mini grill
- Gas/electric hot water system
- 1 x 100A AGM battery
- 1 x 150W solar panel

Adventurer pack

- Cruisemaster suspension
- External shower
- Reverse camera
- 16" tyres and wheels
- DO35 hitch
- Inline water filter
- Tool box
- TransfloorX flooring underlay

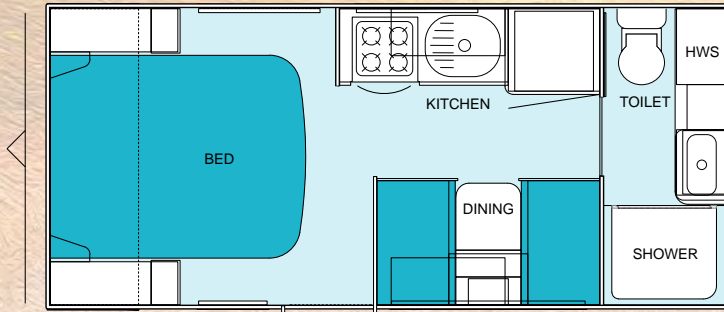
Luxury pack

- Includes all features in the Adventurer pack
- 1 x 100A lithium battery upgrade
- Odyssey display unit
- Diamond stitch upholstery
- Smooth sidewall cladding
- Fully upholstered lounge area with integrated footrests

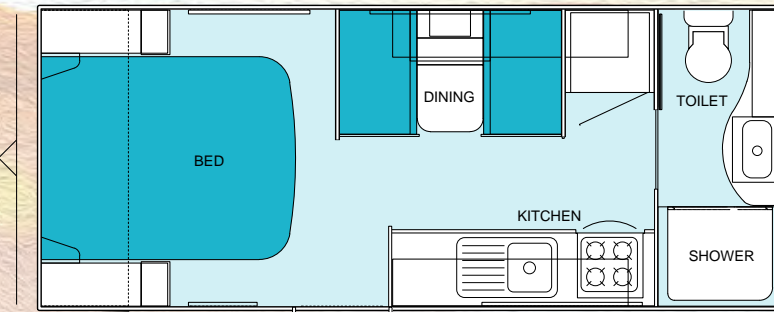


*For the full list of standard features on your selected model ask your New Age dealer for a specifications sheet.

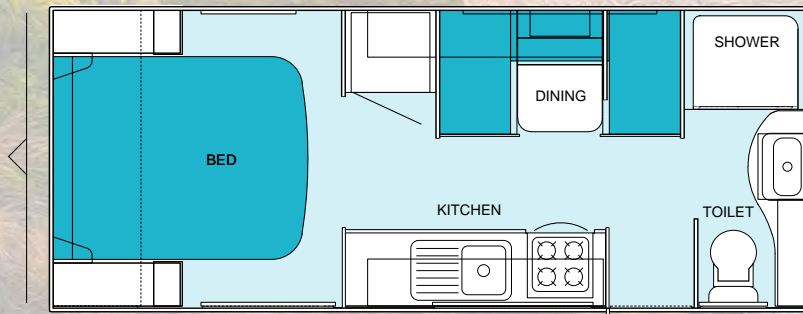
MANTA RAY FLOORPLANS AND SPECIFICATIONS



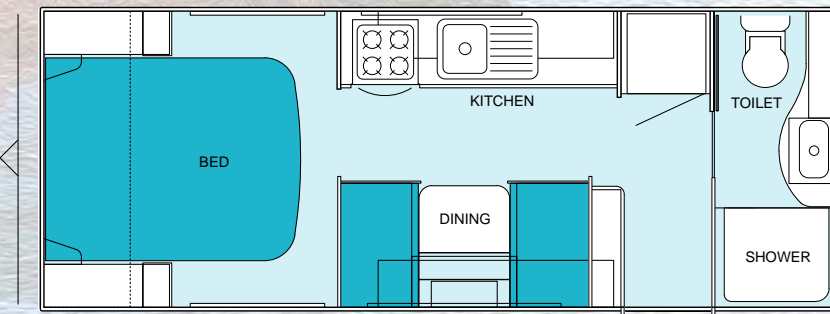
Manta Ray 16ft Ensuite



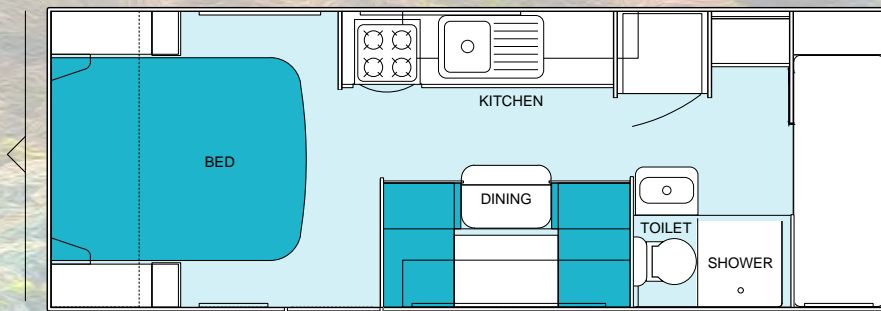
Manta Ray 18ft Ensuite



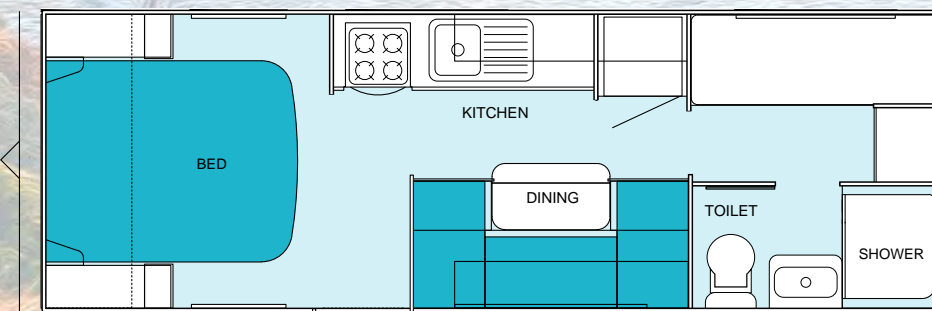
Manta Ray 18ft Ensuite Rear Door



Manta Ray 19ft Ensuite Rear Door



Manta Ray 20ft Bunk Combo



Manta Ray 22ft Bunk Ensuite

LAYOUT/VARIANT	Approx. Travel Length	Approx. Travel Width	Approx. Heights (Inc. A/C)	Internal Height	Avg. Towball Weight*	Avg Tare Weight*
Manta Ray 16ft Ensuite	7085	2500	2950	2030	110	2060
Manta Ray 16ft Ensuite Adventurer	7285	2500	3050	2030	150	2182
Manta Ray 16ft Ensuite Luxury	7285	2500	3050	2030	150	2180
Manta Ray 18ft Ensuite	7590	2500	2950	2030	210	2180
Manta Ray 18ft Ensuite Adventurer	7790	2500	3050	2030	250	2510
Manta Ray 18ft Ensuite Luxury	7790	2500	3050	2030	250	2550
Manta Ray 18ft Ensuite Rear Door	7690	2500	2950	2030	150	2200
Manta Ray 18ft Ensuite Rear Door Adventurer	7890	2500	3050	2030	208	2530
Manta Ray 18ft Ensuite Rear Door Luxury	7890	2500	3050	2030	200	2570
Manta Ray 19ft Ensuite Rear Door	8005	2500	2950	2030	146	2342
Manta Ray 19ft Ensuite Rear Door Adventurer	8205	2500	3050	2030	185	2596
Manta Ray 19ft Ensuite Rear Door Luxury	8205	2500	3050	2030	186	2620
Manta Ray 20ft Bunk Combo	8290	2500	2950	2030	120	2500
Manta Ray 20ft Bunk Combo Adventurer	8490	2500	3050	2030	140	2830
Manta Ray 20ft Bunk Combo Luxury	8490	2500	3050	2030	141	2870
Manta Ray 22ft Bunk Ensuite	8830	2500	2950	2030	193	2483
Manta Ray 22ft Bunk Ensuite Adventurer	9030	2500	3050	2030	242	2812
Manta Ray 22ft Bunk Ensuite Luxury	9030	2500	3050	2030	254	2832

*Weights are a guide only and may vary with each build.



DESERT ROSE

Designed for both on-road and off-road[^] conditions, the Desert Rose is packed to the brim with everything you need to explore Australia's beautiful yet changeable landscape. Ideal for those who like to take their adventures a bit further, this comprehensive caravan has been designed to ensure your travels off the beaten track are as comfortable as they are exciting.



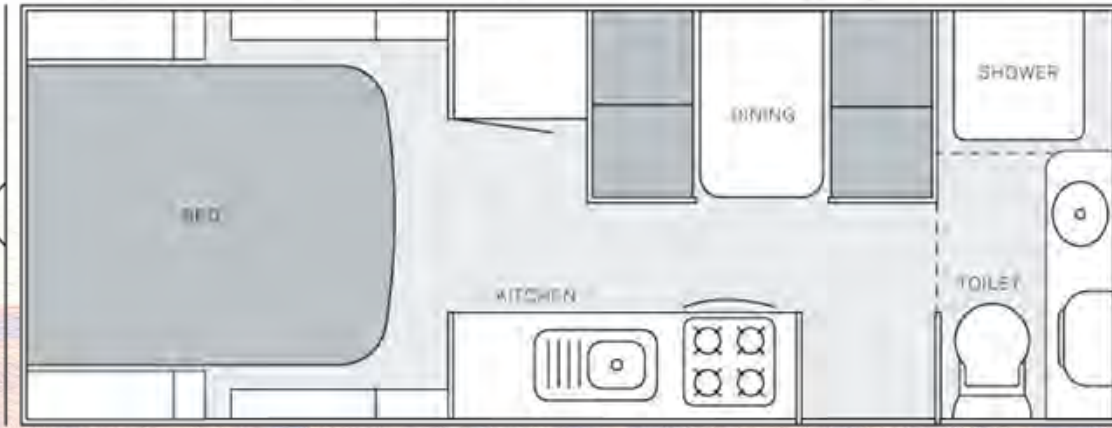
Key standard features*

- Walkinshaw engineered chassis (hot dip galvanized)
- Cruisemaster suspension
- 2 x 110L fresh water tanks
- 1 x 110L grey water tank
- 16" tyres and wheels
- Ensuite with shower & toilet
- DO35 hitch
- BMPRO SwayControl
- Checker plate underbody armour
- Slide-out kitchen with gas cooktop
- Inline water filter
- Air conditioner (reverse cycle)
- 216L 2-door compressor fridge
- Internal & external all-in-one sound panels
- GPS tracking system
- 28" Smart TV & DVD player
- Hybrid hob induction cooktop with oven
- Gas/electric hot water system
- External shower
- 2 x 100A lithium batteries
- 3 x 150W solar panels
- External entertainment box
- Fully upholstered lounge area with integrated footrests
- Tool box
- Bolted furniture
- Washing machine

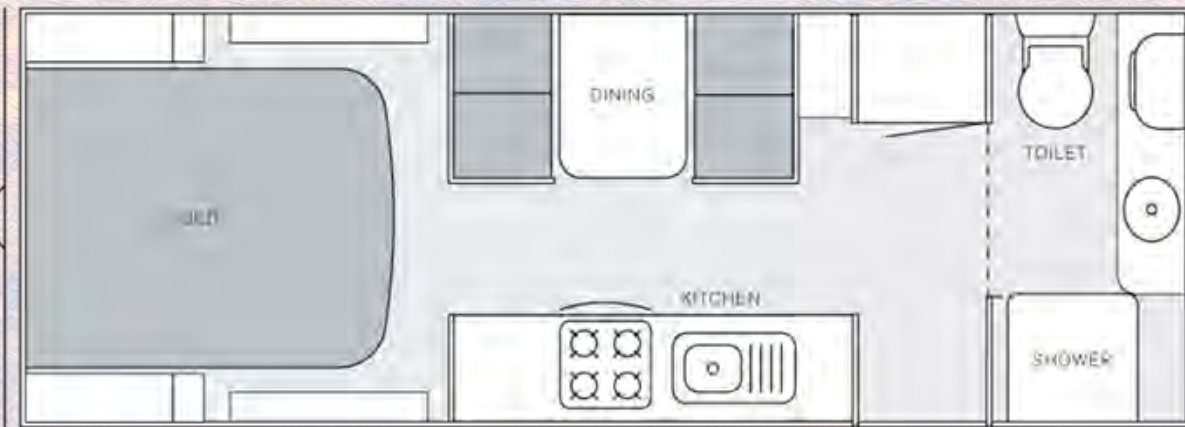


*For the full list of standard features on your selected model ask your New Age dealer for a specifications sheet. [^]See website for full definition of off-road usage.

DESERT ROSE FLOORPLANS AND SPECIFICATIONS



Desert Rose 18ft Ensuite



Desert Rose 20ft Ensuite

LAYOUT/VARIANT	Approx. Travel Length	Approx. Travel Width	Approx. Heights (Inc. A/C)	Internal Height	Avg. Towball Weight*	Avg Tare Weight*
Desert Rose 18ft Ensuite	8120	2500	3050	2030	215	2860
Desert Rose 20ft Ensuite	8750	2500	3050	2030	257	3036

*Weights are a guide only and may vary with each build.





XU

Designed for the action enthusiast, our New Age XU toy hauler features engineering and design aspects that could only come from a company owned by Australia's Walkinshaw Automotive Group. For those who live for adrenaline-fuelled activities like motorbiking, quad biking or mountain biking, the XU's clever garage setup, modular sleeping quarters and transformable outdoor patio make it the perfect caravan for high-octane holidays or weekends away. And with the ability to accommodate up to seven people, there's no need to leave anyone behind.



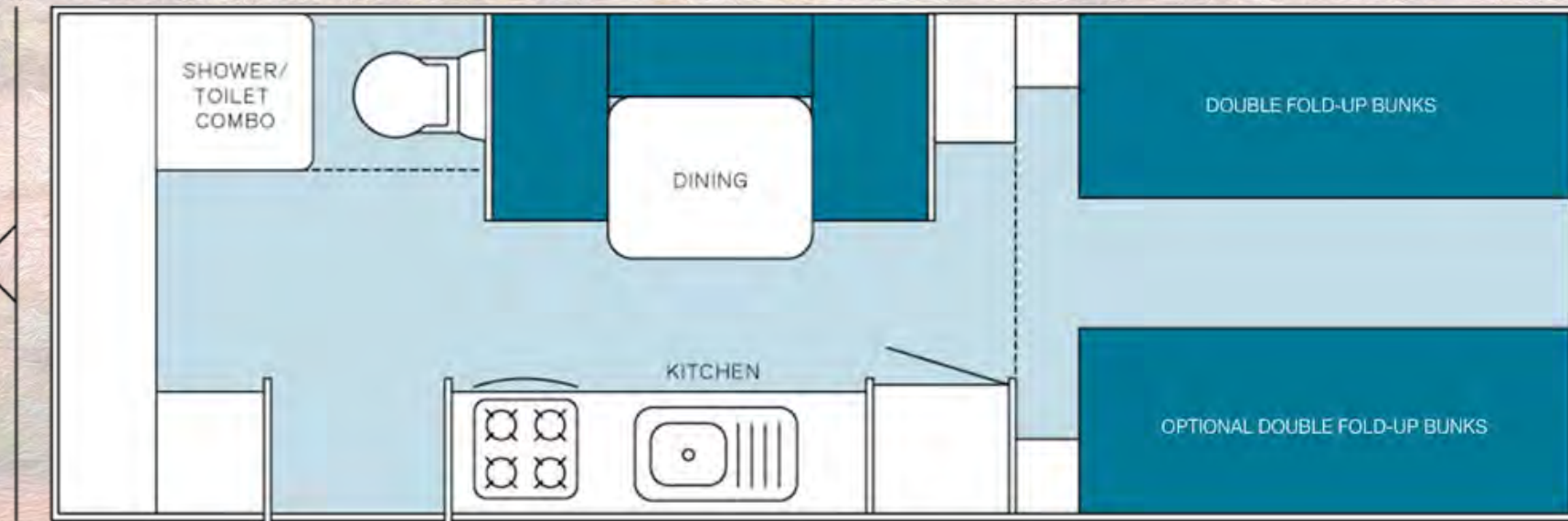
Key standard features*

- Walkinshaw engineered chassis (hot dip galvanized)
- Cruisemaster suspension
- DO35 hitch
- 16" tyres & wheels
- Shower & toilet combo
- 2 x 110L fresh water tanks
- Commercial grade flooring in the garage area
- BMPRO SwayControl
- Reverse camera
- ToyLok security device
- Fold-out canvas queen bed
- 1 x double fold-up bunks
- 216L Compressor fridge
- Air conditioner (reverse cycle)
- 24" Smart TV & DVD player
- Cooktop – mini grill with 3 gas/1 electric burner
- External shower
- Gas/electric hot water system
- 2 x 100A lithium batteries
- 2 x 150W solar panels
- Hinged fiberglass rear loading ramp
- External entertainment box



*For the full list of standard features on your selected model ask your New Age dealer for a specifications sheet.

XU FLOORPLAN AND SPECIFICATIONS



Xtreme Utility 22ft Bunk Combo

LAYOUT/VARIANT	Approx. Travel Length	Approx. Travel Width	Approx. Heights (Inc. A/C)	Internal Height	Avg. Towball Weight*	Avg Tare Weight*
Xtreme Utility 22ft Bunk Combo	8830	2500	3050	2030	296	2937

*Weights are a guide only and may vary with each build.





OZ CLASSIC

There's no better way to discover places like Australia's top end than with our top end, award-winning caravan. Exuding class and style, our luxurious Oz Classic comes in 18ft, 20ft and 23ft layouts. As you'd expect, every layout features a stunning and spacious interior. Queen bedding with bedheads, a large ensuite, an impressive and spacious dining area and a fully equipped designer kitchen with high-end appliances are just the beginning of what make the Oz Classic an icon of luxury and style. Put simply, the Oz Classic is 5-star caravanning at its very best.



Key standard features*

- Walkinshaw engineered chassis (hot dip galvanized)
- 50mm ball hitch
- 16" tyres & wheels
- 2 x 110L fresh water tank
- 1 x 110L grey water tank
- Ensuite with shower & toilet
- BMPRO SwayControl
- Reverse camera
- GPS tracking system
- Slide-out kitchen bench
- 216L 3-way fridge
- Air conditioner (reverse cycle)
- Flatbed microwave
- 28" Smart TV & DVD player
- Hybrid hob induction cooktop with oven
- Gas/electric hot water system
- Water filter
- 1 x 100A lithium battery
- 1 x 150W solar panel
- External entertainment box
- Fully upholstered lounge area with integrated footrests
- Internal & external all-in-one sound panels
- Washing machine
- Tool box



**For the full list of standard features on your selected model ask your New Age dealer for a specifications sheet.*

OZ CLASSIC FLOORPLANS AND SPECIFICATIONS



Oz Classic 18ft Ensuite



Oz Classic 20ft Ensuite



Oz Classic 23ft Ensuite

LAYOUT/VARIANT	Approx. Travel Length	Approx. Travel Width	Approx. Heights (Inc. A/C)	Internal Height	Avg. Towball Weight*	Avg Tare Weight*
Oz Classic 18ft Ensuite	7870	2500	2950	2030	199	2602
Oz Classic 20ft Ensuite	8460	2500	2950	2030	160	2678
Oz Classic 23ft Ensuite	9200	2500	2950	2030	220	3010

*Weights are a guide only and may vary with each build.





BIG RED

Designed for long-range touring expeditions, the Big Red is big on everything. With various layout options including a slide-out bedroom, club lounges, family bedding, solar panels and more, this is a caravan that offers huge amounts of flexibility, comfort and space. As you'd expect, the Big Red features a spectacular kitchen with 2-door fridge and a full en-suite bathroom with shower and toilet. From the smooth and sleek exterior LED lighting to the luxury and comfort of the interior, the Big Red lets your travel this big country of ours in style.

Key standard features*

- Walkinshaw engineered chassis (Hot dip galvanized)
- Rocker roller suspension
- 2 x 110L fresh water tank
- 1 x 110L grey water tank
- 15" tyres & wheels
- Ensuite with shower & toilet
- BMPRO SwayControl
- Reverse camera
- 180L 3-way fridge (180L compressor fridge in 19ft layout)
- Air conditioner (reverse cycle)
- Slide-out kitchen bench
- Flatbed microwave
- 28" smart TV & DVD player
- Internal & external all-in-one sound panels
- Cooktop – gas & electric
- Hot water system
- 1 x 100A AGM battery (2 x on 19ft layout)
- 1 x 150W solar
- Tool box
- Washing machine



*For the full list of standard features on your selected model ask your New Age dealer for a specifications sheet.

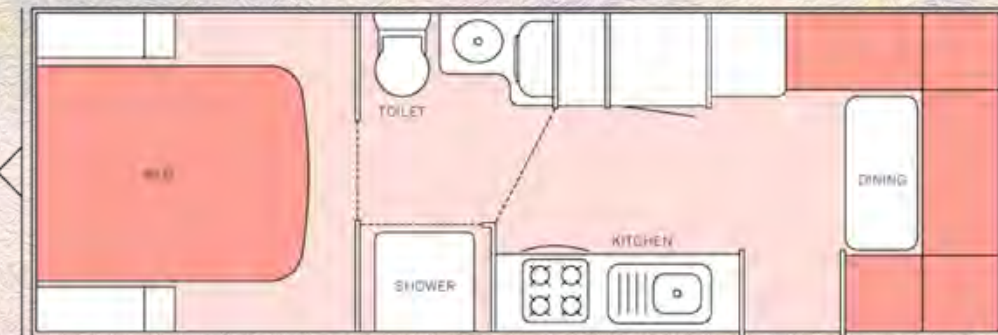
BIG RED FLOORPLANS AND SPECIFICATIONS



Big Red 19ft Ensuite Slider



Big Red 20ft Ensuite Rear Door



Big Red 22ft Club Lounge




Big Red 23ft Bunk Ensuite

LAYOUT/VARIANT	Approx. Travel Length	Approx. Travel Width	Approx. Heights (Inc. A/C)	Internal Height	Avg. Towball Weight*	Avg Tare Weight*
Big Red 19ft Ensuite Slider	8100	2500	2950	2030	201	2662
Big Red 20ft Ensuite Rear Door	8330	2500	2950	2030	181	2523
Big Red 22ft Club Lounge	8900	2500	2950	2030	255	2710
Big Red 23ft Bunk Ensuite	9300	2500	2950	2030	190	2800



*Weights are a guide only and may vary with each build.



GECKO

Designed for compact living at a compact price, the Gecko is lightweight, easy to tow and incredibly versatile. Extendable bed ends allow for some unique internal floorplans with many different layouts available. But what makes the Gecko special is that while it's compact and lightweight, it offers all the luxuries you would expect from a full-sized caravan including a fully equipped kitchenette, spacious dining area, shower and plenty of storage space. Feature packs are also available to take your Gecko to yet another level of comfort, style and functionality.



Key standard features*

- Duragal chassis
- 1 x 110L fresh water tank
- 15" tyres and wheels
- Fold-out canvas queen bed
- Microwave
- 3-way fridge
- Cooktop – sink/stove combo
- Hot water system
- Ensuite with shower & toilet (not available on 11ft layout)

Comfort pack

- AL-KO ESC system
- 1 x 100A AGM battery
- Air conditioner (reverse cycle)
- External speakers
- 24" Smart TV & DVD player

Adventurer pack

- Includes all features in the Comfort pack
- Independent suspension
- 16" tyres and wheels
- 1 x 150W solar
- Reverse camera

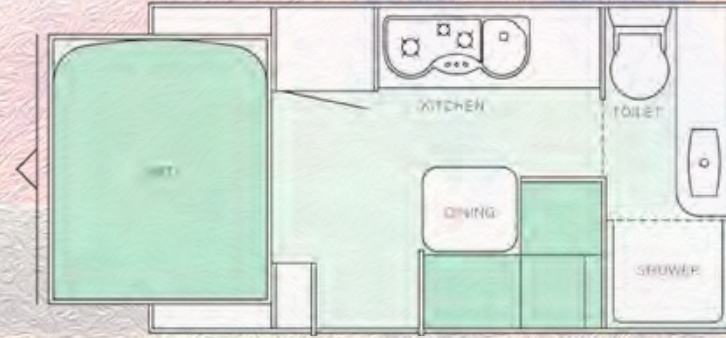


*For the full list of standard features on your selected model ask your New Age dealer for a specifications sheet.

GECKO FLOORPLANS AND SPECIFICATIONS



Gecko 11ft



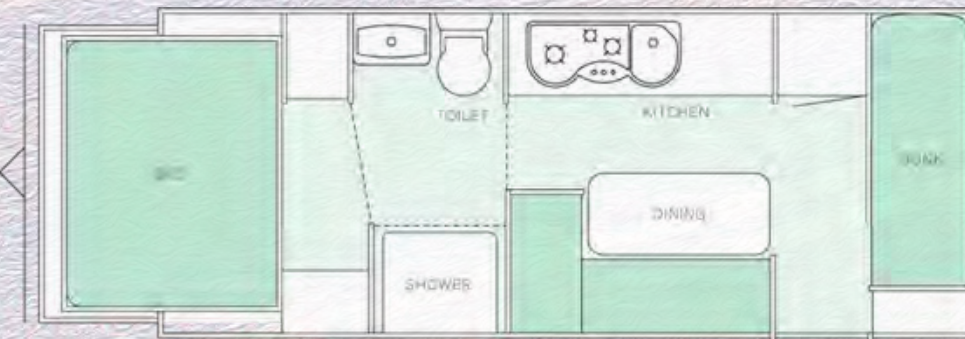
Gecko 12ft Ensuite



Gecko 16ft Bunk Ensuite L-lounge



Gecko 16ft Bunk Ensuite



Gecko 18ft Bunk Ensuite



Gecko 19ft Bunk Ensuite

LAYOUT/VARIANT	Approx. Travel Length	Approx. Travel Width	Approx. Heights (Inc. A/C)	Internal Height	Avg. Towball Weight*	Avg Tare Weight*
Gecko 11ft	5510	2500	2950	2030	140	1490
Gecko 11ft COMFORT	5510	2500	2950	2030	150	1550
Gecko 11ft ADVENTURER	5510	2500	3050	2030	155	1615
Gecko 12ft Ensuite	6350	2500	2950	2030	115	1689
Gecko 12ft Ensuite COMFORT	6350	2500	2950	2030	120	1727
Gecko 12ft Ensuite ADVENTURER	6350	2500	3050	2030	130	1790
Gecko 16ft Bunk Ensuite L-lounge	7450	2500	2950	2030	130	1878
Gecko 16ft Bunk Ensuite L-lounge COMFORT	7450	2500	2950	2030	114	1916
Gecko 16ft Bunk Ensuite L-lounge ADVENTURER	7450	2500	3050	2030	147	2061
Gecko 16ft Bunk Ensuite	7450	2500	2950	2030	130	1878
Gecko 16ft Bunk Ensuite COMFORT	7450	2500	2950	2030	114	1916
Gecko 16ft Bunk Ensuite ADVENTURER	7450	2500	3050	2030	147	2061
Gecko 18ft Bunk Ensuite	7930	2500	2950	2030	207	2177
Gecko 18ft Bunk Ensuite COMFORT	7930	2500	2950	2030	175	2155
Gecko 18ft Bunk Ensuite ADVENTURER	7930	2500	3050	2030	223	2440
Gecko 19ft Bunk Ensuite	8380	2500	2950	2030	207	2149
Gecko 19ft Bunk Ensuite COMFORT	8380	2500	2950	2030	195	2175
Gecko 19ft Bunk Ensuite ADVENTURER	8380	2500	3050	2030	221	2412

*Weights are a guide only and may vary with each build.



ROAD OWL

Love the idea of caravanning but not too sure it will fit within your budget? Well the good news is our Road Owl range has been designed to let you get away for a price that'll delight both you and your accountant. You'll also be delighted with the fact that every model is packed with all the style and features you need to make your caravanning experience a great one. Ideal for couples or a family, the Road Owl has layouts to suit your needs, plus you have the option to take your Road Owl to yet another level by selecting any of the four upgrade packs available. So come and explore what makes the Road Owl one of the wisest decisions you'll ever make.



Key standard features*

- Duragal chassis
- Rocker Roller suspension (not available on 16ft layout)
- Heavy-duty shackle suspension (16ft layout only)
- 50mm ball hitch
- 1 x 110L fresh water tank
- BMPRO SwayControl
- Microwave
- 164L 3-way fridge
- Gas cooktop with mini grill
- Hot water system
- Ensuite with shower & toilet

Comfort pack

- Air conditioner (reverse cycle)
- 24" Smart TV & DVD player
- 1 x 100A AGM battery
- External speakers

Comfort plus pack

- Includes all features in the Comfort pack
- Fridge upgrade (not available on 16ft layout)
- 1 x 150W solar
- 2 x 9kg gas bottles
- 2 x 110L fresh water tank
- Lightweight gloss doors

Adventurer pack

- Independent suspension
- 16" tyres and wheels
- Reverse camera
- Gunmetal grey checker plate front, back and side panelling

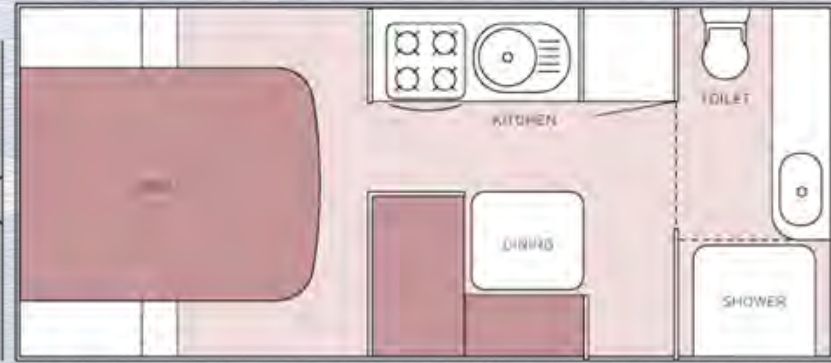
Adventurer plus pack

- Includes all features in the Adventurer pack
- External shower
- Raven coat wheel spats
- Black rims
- Lightweight gloss doors

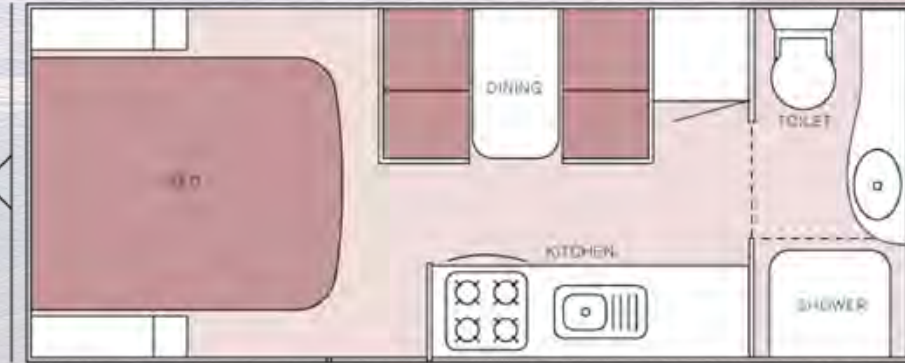


*For the full list of standard features on your selected model ask your New Age dealer for a specifications sheet.

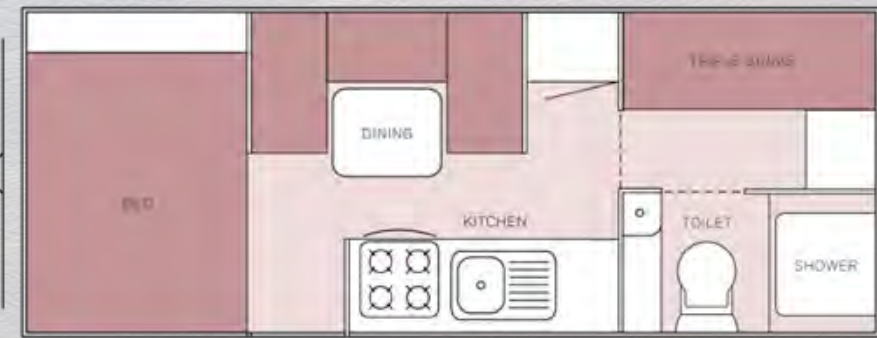
ROAD OWL FLOORPLANS AND SPECIFICATIONS



Road Owl 16ft Ensuite Rear Door



Road Owl 18ft Ensuite



Road Owl 19ft Ensuite



Road Owl 21ft Bunk Ensuite

LAYOUT/VARIANT	Approx. Travel Length	Approx. Travel Width	Approx. Heights (Inc. A/C)	Internal Height	Avg. Towball Weight*	Avg Tare Weight*
Road Owl 16ft Ensuite Rear Door	7015	2500	2950	2030	116	1665
Road Owl 16ft Ensuite Rear Door COMFORT	7015	2500	2950	2030	120	1753
Road Owl 16ft Ensuite Rear Door COMFORT PLUS	7015	2500	2950	2030	118	1810
Road Owl 16ft Ensuite Rear Door ADVENTURER	7130	2500	3050	2030	122	1853
Road Owl 16ft Ensuite Rear Door ADVENTURER PLUS	7130	2500	3050	2030	120	1855
Road Owl 18ft Ensuite	7525	2500	2950	2030	183	1838
Road Owl 18ft Ensuite COMFORT	7525	2500	2950	2030	179	1931
Road Owl 18ft Ensuite COMFORT PLUS	7525	2500	2950	2030	183	1971
Road Owl 18ft Ensuite ADVENTURER	7640	2500	3050	2030	209	2178
Road Owl 18ft Ensuite ADVENTURER PLUS	7640	2500	3050	2030	213	2218
Road Owl 19ft Ensuite	7890	2500	2950	2030	142	1956
Road Owl 19ft Ensuite COMFORT	7890	2500	2950	2030	141	2063
Road Owl 19ft Ensuite COMFORT PLUS	7890	2500	2950	2030	151	2100
Road Owl 19ft Ensuite ADVENTURER	8000	2500	3050	2030	169	2312
Road Owl 19ft Ensuite ADVENTURER PLUS	8000	2500	3050	2030	169	2370
Road Owl 21ft Bunk Ensuite	8440	2500	2950	2030	125	2110
Road Owl 21ft Bunk Ensuite COMFORT	8440	2500	2950	2030	145	2200
Road Owl 21ft Bunk Ensuite COMFORT PLUS	8440	2500	2950	2030	134	2248
Road Owl 21ft Bunk Ensuite ADVENTURER	8550	2500	3050	2030	165	2410
Road Owl 21ft Bunk Ensuite ADVENTURER PLUS	8550	2500	3050	2030	180	2450

*Weights are a guide only and may vary with each build.

OPTIONAL CARAVAN UPGRADES

Now you've chosen your caravan, you might want to consider adding a few upgrades to make it even better.

- 150W solar panel
- Washing machine
- Battery upgrade or additional battery
- Tic cushion
- Air conditioner
- Suspension upgrade
- Reverse camera
- Tool box
- External shower
- Bike rack
- Diesel heater
- Bed upgrade
- DO35 hitch
- Fridge upgrade
- Oven upgrade

Note: Some upgrades are not applicable to certain ranges. Please check with your dealership to see what upgrades are applicable to your caravan.



Like \$500 cash in your pocket? Tell your friends how much you love New Age Caravans and if they purchase one you'll receive \$500! So spread the word and encourage your friends to experience all that this great country has to offer.



The New Age Tribe, previously known as the Owners Club, was started in 2014 by passionate New Age caravan customers. The purpose was to have like-minded owners meet to pass on valuable knowledge about their caravanning travels and experiences around this wonderful country.



Travel with peace of mind knowing that New Age Assist is here to help. Flat tyre? Locked out of your van? Broken down? Need technical advice or general assistance? If you're a New Age Assist member, we're here to help.



Our caravans are covered by a 3 year bumper to hitch manufacturer's warranty.

**Please visit newagecaravans.com.au for full warranty terms.*

WHY CHOOSE NEW AGE CARAVANS?

Since our integration with Walkinshaw Automotive Group we have access to engineering, design and technology expertise that is unmatched in the caravan industry.

We have a nationwide dealership and service network to service all your caravan needs.

We are proudly Australian made.

Our highly skilled workforce has been designing and manufacturing caravans since 2008.

We are committed to innovation and created the modern apartment style aesthetic that is now the standard across the caravan industry.



Joseph Lucas
Marketing Coordinator

M 0421 752 185
T 03 9305 1714
E joe.lucas@newagecaravans.com.au
W newagecaravans.com.au



