



# APPLIANCES

Air Conditioning.....	56
Fridges .....	57
Ice Makers.....	71
Fridge Accessories.....	73
Fridge Spare Parts.....	74
Microwaves.....	76
Rangehoods & Stoves .....	77
Washing Machines .....	78

## AIR CONDITIONING

Webasto RV Air Conditioners are the most effective units on the market. With many outstanding features including exceptional cooling capacity, low noise and a stylish low profile streamline design. Made using UV stabilised polypropylene the units are robust, yet still lightweight. They are the perfect investment to combat the harsh Australian climate.

Complete with an easy to handle remote control that lets you choose between heating, cooling, dry, sleep and timing functions. These functions allow your air-conditioning system to operate effectively in temperatures as low as -5°C and as high as 50°C.

Webasto Air Conditioners have excellent reverse cycle performance and are supplied with a 2 year Australia wide warranty and on-going technical support.

### FEATURES

- 220-240 V
- Cooling Capacity from 2400 W up to 3400 W
- Low profile, slimline design
- Low noise
- High quality compressor and components
- Operates in temperatures as low as -5°C and as high as 50°C.
- Remote control to select heating, cooling, dry, sleep and timing functions
- Reverse cycle air-conditioner with a three speed fan
- Patented spiral retractable duct for easy installation
- Easy to remove & clean Air filter
- Strong and lightweight UV stabilised cover designed to withstand the toughest conditions
- 2 year Australia wide warranty



**WEBASTO COOL TOP TRAIL 24**  
051505



**WEBASTO COOL TOP TRAIL 34**  
051506



SPECIFICATIONS	TOP TRAIL 24	TOP TRAIL 34
NOMINAL VOLTAGE (V) / FREQUENCY (HZ)	220-240/50	220-240/50
RATING COOLING (KW)	2.4	3.4
RATED HEATING (KW)	2.4	3.0
RATED CURRENT COOLING / HEATING / MAX (A)	4.2/3.8/4.5	5.8/5.4/7.4
UNIT NET WEIGHT OUTDOOR (KG)	29	45
UNIT NET WEIGHT INDOOR (KG)	3	3
OPERATING TEMPERATURE RANGE (C)	-5 TO 50	-5 TO 50
ROOF THICKNESS (MM)	25 TO 85	25 TO 70
ROOFTOP CUT-OUT (MM) - (OPTIONAL ADAPTOR)	360 X 360 - (400 X 400)	360 X 360 - (400 X 400)
DIMENSIONS OUTDOOR (L) X (W) X (H) MM	1002 X 566 X 215	1122 X 850 X 223
DIMENSIONS INDOOR (L) X (W) X (H) MM	557 X 536 X 43	575 X 556 X 49

### WEBASTO SPARE PARTS

CODE	PRODUCT NAME
051651	WEBASTO 2.4 COVER
051652	WEBASTO 2.4 AXIAL FAN OUTSIDE - W/CAPACITOR CTT24
051653	WEBASTO 2.4 AXIAL FAN INSIDE - W/CAPACITOR CTT24
051654	WEBASTO 2.4 CAPACITOR - COMPRESSOR CTT24
051655	WEBASTO 2.4 PC BOARD
051656	WEBASTO 2.4 FILTER - RETURN AIR CTT24
051657	WEBASTO 3.4 AXIAL FAN OUTSIDE
051658	WEBASTO 3.4 CAPACITOR - AXIAL FAN INSIDE CTT34
051659	WEBASTO 3.4 CAPACITOR - AXIAL FAN INSIDE CTT34
051660	WEBASTO 3.4 PC BOARD
051661	WEBASTO 3.4 FILTER
051662	WEBASTO 2.4/3.4 REMOTE CONTROL
051680	WEBASTO 2.4/3.4 EURO ADAPTER - 400X400MM CUT-OUT
051737	WEBASTO 2.4/3.4 DUCT REDUCER - 90-60MM

# FRIDGES



## VITRIFRIGO DP2600i CHR BLACK 2 DOOR FRIDGE/FREEZER 230LT BD-50 COMPRESSOR WITH FITTING FRAME AND AIR LOCK

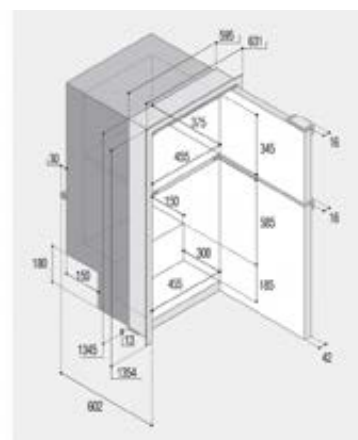
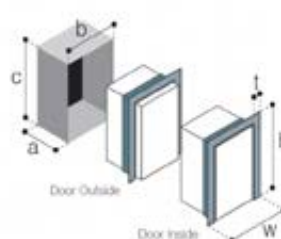
051578

TOTAL VOLUME	230LT
FREEZER COMPARTMENT	60LT
NET WEIGHT	58.5KG
POWER SUPPLY AND NOMINAL CONSUMPTION	12/24 VDC 65W 240V
MINIMUM CUT OUT REQUIRED	1345 (H) X 595 (W) X 602 (D)

### FEATURES

- Internal LED light
- Measurements do not include fitting frame

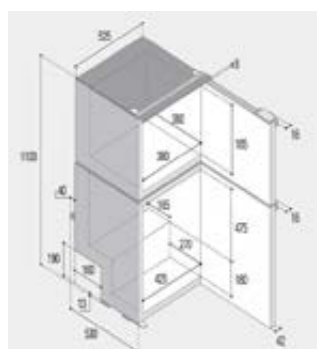
### CHROMELOCK SERIES



## VITRIFRIGO DP150i CHR 2 DOOR FRIDGE/FREEZER 150LT AIR LOCK 12-24V-240V

051585

TOTAL VOLUME	150LT
FREEZER COMPARTMENT	30LT
NET WEIGHT	43KG
POWER SUPPLY AND NOMINAL CONSUMPTION	12/24 VDC 65W/240V



### FEATURES

- Internal LED light

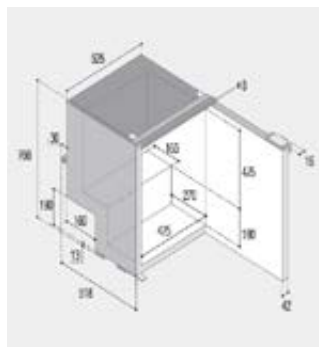
	DOOR	INSIDE	OUTSIDE
MOUNTING FLANGE	T:	25	25
	W:	588	588
	H:	1107	1107
BUILT-IN	A:	565	523
	B:	540	540
	C:	1095	1095



### VITRIFRIGO C115i CHR FRIDGE/FREEZER 115LT 12/24/240V WITH FITTING FRAME AND AIR LOCK

051575

TOTAL VOLUME	115LT
FREEZER COMPARTMENT	17.1LT
NET WEIGHT	21.2KG
POWER SUPPLY AND NOMINAL CONSUMPTION	12/24 VDC 45W/240V



#### FEATURES

- Internal LED light

	DOOR	INSIDE	OUTSIDE
MOUNTING FLANGE	T:	25	25
	W:	588	588
	H:	804	804
BUILT-IN	A:	556	513
	B:	540	540
	C:	768	768

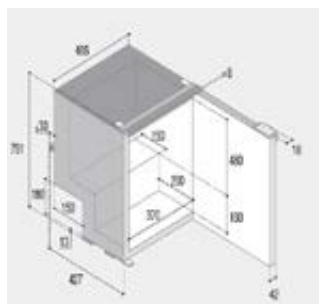


### VITRIFRIGO C85i FRIDGE/FREEZER 12/24/240V AIR LOCK

051580

051576 LHH

TOTAL VOLUME	85LT
FREEZER COMPARTMENT	12.8LT
NET WEIGHT	23.3KG
POWER SUPPLY AND NOMINAL CONSUMPTION	12/24 VDC 45W/240V



#### FEATURES

- Internal LED light

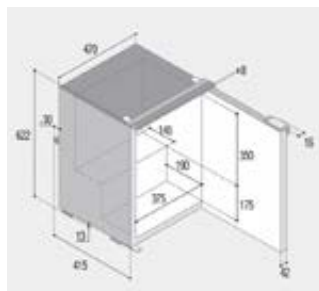
	DOOR	INSIDE	OUTSIDE
MOUNTING FLANGE	T:	25	25
	W:	548	548
	H:	829	829
BUILT-IN	A:	464	422
	B:	500	500
	C:	792	792



### VITRIFRIGO C60i CHR FRIDGE/FREEZER 12/24/240V AIR LOCK

051592

TOTAL VOLUME	60LT
FREEZER COMPARTMENT	10.2LT
NET WEIGHT	18.6KG
POWER SUPPLY AND NOMINAL CONSUMPTION	12/24 VDC 40W/240V



#### FEATURES

- Internal LED light

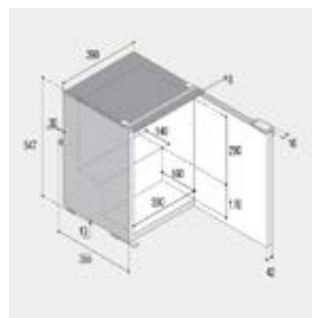
	DOOR	INSIDE	OUTSIDE
MOUNTING FLANGE	T:	25	25
	W:	533	533
	H:	659	659
BUILT-IN	A:	453	410
	B:	485	485
	C:	623	623



### VITRIFRIGO C39i FRIDGE/FREEZER 12/24/240V AIR LOCK

051313

TOTAL VOLUME	39LT
FREEZER COMPARTMENT	3.6LT
NET WEIGHT	16KG
POWER SUPPLY AND NOMINAL CONSUMPTION	12/24 VDC 31W/240V



#### FEATURES

- Internal LED light

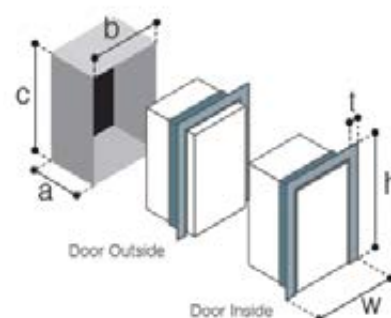
	DOOR	INSIDE	OUTSIDE
MOUNTING FLANGE	T:	25	25
	W:	453	453
	H:	584	584
BUILT-IN	A:	393	350
	B:	405	405
	C:	548	548



## REMTABLE COOLING UNIT

The remotable external cooling unit offers added available volume inside the refrigerator. In addition, it expands the installation possibilities in terms of functionality, efficiency and soundproofing.

Up to 1,5  
FNO A mt.



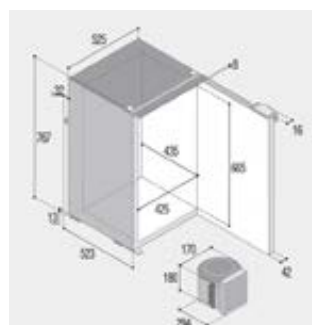
### VITRIFRIGO C130L CHR EXTERNAL COMPRESSOR AIR LOCK

051584 REFRIGERATOR ONLY

051586 FRIDGE/FREEZER

051587 FRIDGE/FREEZER S/S

TOTAL VOLUME	130LT
FREEZER COMPARTMENT	17.1LT
NET WEIGHT	25.2KG
POWER SUPPLY AND NOMINAL CONSUMPTION	240/12/24 VDC 45W



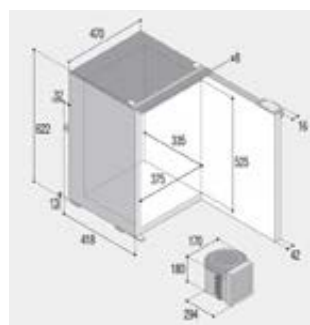
	DOOR	INSIDE	OUTSIDE
MOUNTING FLANGE	T:	25	25
	W:	588	588
	H:	804	804
BUILT-IN	A:	560	518
	B:	540	540
	C:	768	768



### VITRIFRIGO C75L CHR FRIDGE/FREEZER 75LT 12-24V/240V EXTERNAL COMPRESSOR AIR LOCK

051579

TOTAL VOLUME	75LT
FREEZER COMPARTMENT	10.2LT
NET WEIGHT	18.6KG
POWER SUPPLY AND NOMINAL CONSUMPTION	12/24 VDC 40W /240V



#### FEATURES

- External compressor:  
294(L) x 170(W) x 180(H)

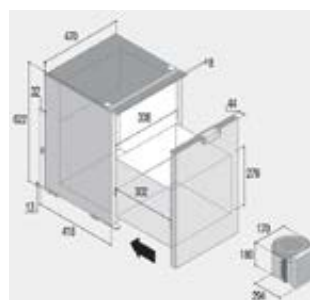
	DOOR	INSIDE	OUTSIDE
MOUNTING FLANGE	T:	25	25
	W:	533	533
	H:	659	659
BUILT-IN	A:	456	413
	B:	485	485
	C:	623	623



### VITRIFRIGO C75DW CHRO DRAW FRIDGE/FREEZER EXTERNAL COMPRESSOR AIR LOCK

051266 C75DW CHR

TOTAL VOLUME	75LT
FREEZER COMPARTMENT	10.2LT
NET WEIGHT	21.6KG
POWER SUPPLY AND NOMINAL CONSUMPTION	12/24 VDC 40W



#### FEATURES

- External compressor:  
294(L) x 170(W) x 180(H)

	DOOR	INSIDE	OUTSIDE
MOUNTING FLANGE	T:	25	25
	W:	533	533
	H:	659	659
BUILT-IN	A:	413	413
	B:	485	485
	C:	623	623



## VITRIFRIGO SLIM 150 SERIES

### SLIM 150

A COMPLETE RESTYLING TO OFFER HIGHER PERFORMANCE. THE NEW DOOR: with the new anti-fingerprint and scratch-resistant finish with soft touch effect panel and the new handle of the Chromelock series, the new door is lighter, in the face of greater thickness and strength. THE NEW DRAWER: Completely redesigned to be lighter, while optimizing the containment and division of the internal space, thanks to the new re-positionable partition in blue plexiglass. THE NEW PERFORMANCES: Equipped with a latest generation compressor, the SLIM150 reaches the desired temperature in a very short time, ensuring continuous operation at the top of the category.

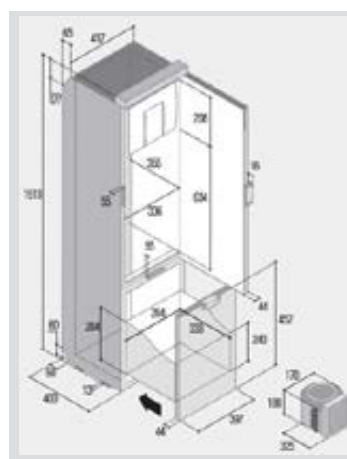


### VITRIFRIGO SLIM 150 - 140L EXTERNAL COMPRESSOR AIR LOCK

050091 MATTE BLACK W/ ANTI-FINGERPRINT AND SCRATCH RESISTANT FINISH

051695 GREY/SILVER

TOTAL VOLUME	140LT
FREEZER COMPARTMENT	16LT
NET WEIGHT	37KG
POWER SUPPLY AND NOMINAL CONSUMPTION	12/24 VDC 70W/240V



#### FEATURES

- Also available in matte black
- Reversible door
- Slide out freezer drawer at bottom
- Internal LED light
- Multi function thermostat with integrated blue LED
- External compressor can be mounted up to 1.5m away.
- External compressor: 325(L) x 170(W) x 180(H)

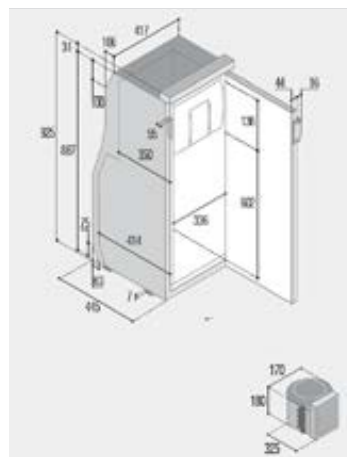


### VITRIFRIGO SLIM 90

051768 BLACK SLIM 90

051767 GREY SLIM 90

TOTAL VOLUME	82LT
FREEZER COMPARTMENT	10LT
NET WEIGHT	19.3KG
POWER SUPPLY AND NOMINAL CONSUMPTION	12/24 VDC 39W



# VITRIFRIGO HOME COMFORT SERIES

**PERFECT INTERNAL SANITISATION**

The interior walls of the refrigerators are treated by a natural system to inhibit the onset of mould and bacteria and to protect the integrity of food, while the innovative gaskets ensure the protection of even the outermost areas of the refrigerator.

**HIGH POTENTIAL LIGHTING**

The internal lighting system includes the standard installation of a very bright top light making sure all parts of the refrigerator are properly lit.

**FRESH AND CRISP FRUIT AND VEGETABLES**

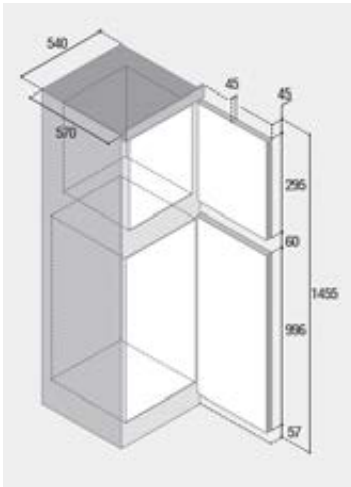
The perfect control of humidity levels, together with minimised temperature variations inside the fruit and vegetable drawer, mean that stored food is kept fresh and crisp



**VITRIFRIGO C220DP FRIDGE (WHITE ONLY)**

044465 LEFT HINGE  
044466 RIGHT HINGE

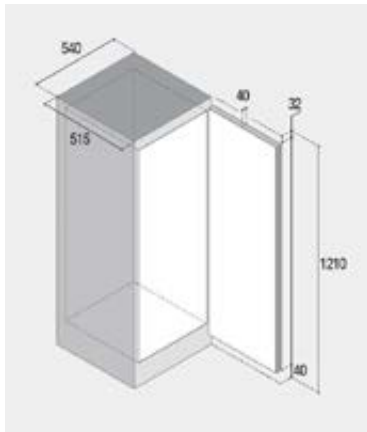
TOTAL VOLUME	220LT
FREEZER COMPARTMENT	42LT
NET WEIGHT	42.5KG
POWER SUPPLY AND NOMINAL CONSUMPTION	12/24 VDC 56W/240V



**VITRIFRIGO C190 MP DX**

051685 12/24/240V

TOTAL VOLUME	200LT
FREEZER COMPARTMENT	19LT
NET WEIGHT	39KG
POWER SUPPLY AND NOMINAL CONSUMPTION	12/24 VDC 56W



# VITRIFRIGO OUTBACK DRW SERIES

## THE ULTIMATE IN FREEDOM

DRW180A gives you the freedom to choose the temperature of the two drawers at any time. You can decide to have both in freezer mode, or in refrigerator mode, but also to alternate refrigerator and freezer or vice-versa. DRW70A gives you the ability to set it as a freezer or refrigerator and to change the mode easily and immediately

## MADE IN ITALY DESIGN AND QUALITY

New elegant square profile door design featuring the new Steelock handle with AISI 316 stainless steel finish. Total interchangeability with the previous DW180 and DW70 models.

## THERMOSTAT WITH TOUCH SCREEN

The new Steelock multi-function flush door handle in AISI 316 stainless steel, integrates a thermostat with touch screen controls for digital temperature control: DRW180A relative to the two drawers, choosing between refrigerator (+4°C) or freezer (-18°C). DRW70A refrigerator (+4°C) or freezer (-18°C)

## INTEGRATED VENT POSITION

The device integrated in the Steelock OCX2 handle offers the "vent position" function, allowing the door to be held ajar and thus avoiding the formation of mould and odours during periods of non-use.

## INTERIOR LED LIGHT SYSTEM

Interior LED lighting with high brightness and minimum consumption.

## DOOR INSIDE / DOOR OUTSIDE

The position of the door (flush or external) is achieved by simply moving the special single stainless steel fixing profile (supplied standard) with slotting for improved air circulation and cooling efficiency. In addition, the refrigerator can be attached to the recessed compartment from the inside.

## 3-STAR FREEZER AND TOTAL NO FROST

The lower drawer of the DRW180A is able to maintain an internal temperature of -18°C compared to an ambient temperature of up to 43°C, while a new and efficient ventilation system ensures more effective food storage.

## NEW GENERATION DRAWERS

The new sliding guides of the drawers guarantee perfect closure and gentle and silent movement. In addition, the drawers are equipped with internal dividers to optimise distribution of the contents



	DOOR	INSIDE	OUTSIDE
MOUNTING FLANGE	T:	25	25
	W:	666	666
	H:	874	874
BUILT-IN	A:	590	540
	B:	617	617
	C:	857	857



	DOOR	INSIDE	OUTSIDE
MOUNTING FLANGE	T:	25	25
	W:	666	666
	H:	467	467
BUILT-IN	A:	590	540
	B:	617	617
	C:	450	450

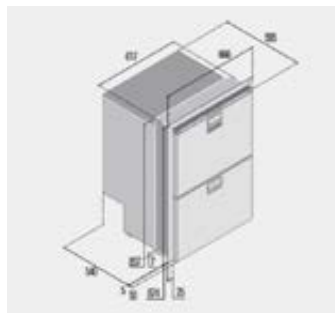
## VITRIFRIGO DRW180A

### 050746 180A DRAW FRIDGE S/S

#### MULTI-OPTION

2 freezer drawers or 2 x refrigerator drawers  
or 1 x refrigerator 1 x freezer or 1 x freezer 1 x refrigerator

TOTAL VOLUME	150LT
NET WEIGHT	55KG
POWER SUPPLY	12/24 VDC / 240V
MAX ABSORBED POWER DURING DEFROST	130W
MAX CONSUMPTION POWER DURING DEFROST	10.5A 12/24VDC
MAX CONSUMPTION - NORMAL OPERATION	8A 12VDC / 4A 24VDC



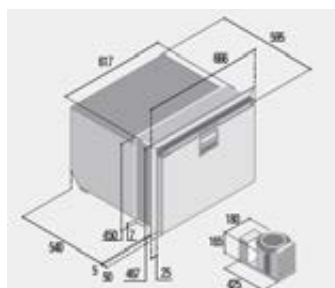
#### FEATURES

- Steelock handle
- Touch screen thermostat
- Flush or external door fitting is achieved by simply sliding the supplied S/S fixing profile
- Cut out required: 617 (W) x 857 (H)

## VITRIFRIGO DRW70A WITH EXTERNAL COMPRESSOR

### 051208

TOTAL VOLUME	80LT
NET WEIGHT	38KG
POWER SUPPLY	12/24 VDC
MAX ABSORBED POWER DURING DEFROST	130W
MAX CONSUMPTION POWER DURING DEFROST	10.5A 12/24VDC/ 240V
MAX CONSUMPTION - NORMAL OPERATION	8A 12VDC / 4A 24VDC



#### FEATURES

- Steelock handle
- Touch screen thermostat
- Drawer equipped with internal dividers to optimise distribution of contents
- Cut out required: 617 (W) x 450 (H)



# VITRIFRIGO OUTBACK DW SERIES

## ELEGANCE AND DESIGN

Designed to transform the refrigerator into an elegant piece of furniture, they express an understated and refined style, successfully interpreting the unique personality of your vehicle. Available in configurations ranging from a generous 300 litres to the smallest of just 35 litres, and with the possibility for refrigerator, freezer and ice-maker functions, with internal or external motor, they are truly able to meet any type of need and positioning on-board

## NEW GENERATION DOORS

The new sliding guides of the drawers guarantee perfect closure and gentle and silent movement. In addition, the drawers are equipped with internal dividers to optimise distribution of the contents.

## DOOR INSIDE / DOOR OUTSIDE

The position of the door (flush or external) is achieved by simply moving the special single stainless steel fixing profile (supplied standard) with slotting for improved air circulation and cooling efficiency. In addition, the refrigerator can be attached to the recessed compartment from the inside.

## PRECISE TEMPERATURE CONTROL

Temperature control is provided by an innovative LED thermostat able to offer maximum precision in the selection of refrigeration degrees.

## INTERNAL LED LIGHT SYSTEM

All models (with the exception of the DW35) are equipped with an internal LED light system that offers high brightness with minimum consumption.

## INTERGRATED VENT POSITION

A smart device, incorporated in the Steelock OCX2 handle, realizes the "vent position" function, keeping the fridge door slightly open to prevent unpleasant odours when not in use.

## REMOVABLE COOLING UNIT

The removable external cooling unit (In models with external cooling unit) offers added available volume inside the refrigerator. In addition, it expands the installation possibilities in terms of functionality, efficiency and soundproofing.



## VITRIFRIGO DW 360

051397 DW360 DTX OCX2

051683 DW360 BTX OCX2 12/24V/240V

051234 DW 360 BTX OCX2 12/24/240V

051233 DW360 BTX OCX2 12/24/240V

### POWER SUPPLY AND NOMINAL CONSUMPTION

### NET WEIGHT

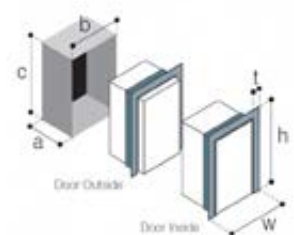
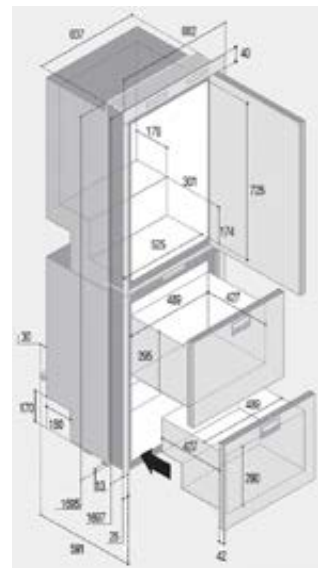
	12/24 VDC	12/24 VDC	230 VAC	
DW360 OCX2	A	B	B	
BTX	45W	61W	-	102KG
DTX	45W	61W	-	102KG

### FEATURES

- With doors mounted 'flush' (D) = 591mm
- With doors mounted external (D) = 550mm
- Cut out required: 637 (W) x 1695 (H)
- Sizes shown include fitting frame

BTX = Top door refrigerator, bottom drawers both freezers

DTX = Top door refrigerator, top drawer freezer, bottom drawer refrigerator



	DOOR	INSIDE	OUTSIDE
MOUNTING FLANGE	T:	25/40	25/40
	W:	682	682
	H:	1697	1697
BUILT-IN	A:	591	550
	B:	637	637
	C:	1695	1695

**VITRIFRIGO DW250 FREEZER/FREEZER**

051121 BTX OCX2 12/24/240V

**POWER SUPPLY AND NOMINAL CONSUMPTION****NET WEIGHT**

	12/24 VDC	12/24 VDC	67KG
<b>DW250 OCX2</b>	A	B	
<b>BTX</b>	45W	38W	



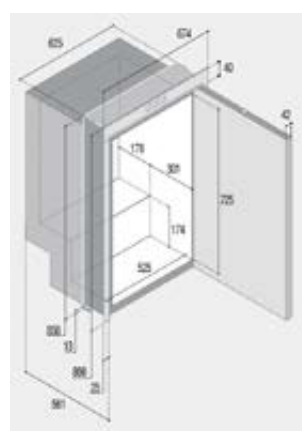
	DOOR	INSIDE	OUTSIDE
<b>MOUNTING FLANGE</b>	T: 25/40	25/40	
	W: 682	682	
	H: 1321	1321	
<b>BUILT-IN</b>	A: 584	542	
	B: 637	637	
	C: 1318	1318	

**VITRIFRIGO C180RFX OCX2 12-24/240V STAINLESS STEEL FRIDGE ONLY**

051681

**POWER SUPPLY AND NOMINAL CONSUMPTION****NET WEIGHT**

<b>C180 OCX2</b>	12/24 VDC	45W	41KG
------------------	-----------	-----	------



	DOOR	INSIDE	OUTSIDE
<b>MOUNTING FLANGE</b>	T: 25/40	25/40	
	W: 674	674	
	H: 866	866	
<b>BUILT-IN</b>	A: 561	517	
	B: 625	625	
	C: 856	856	

**VITRIFRIGO DW70 CX2**

051438

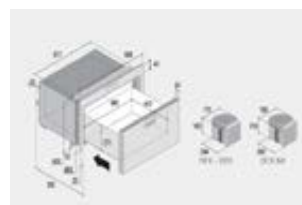
051559 BTX IM 230V

051712 FRIDGE 12/24/240V

051713 FREEZER 12/24/240V

**POWER SUPPLY AND NOMINAL CONSUMPTION****NET WEIGHT**

<b>DW70 OCX2</b>	12/24 VDC	115 VAC	230 VAC	
<b>RFX</b>	38W	-	-	33KG
<b>BTX</b>	40W	-	-	33KG
<b>BTX IM</b>		168W	140W	38KG

**FEATURES**

- Total depth: 588 mm (Door Outside)  
626 mm (Door Inside)



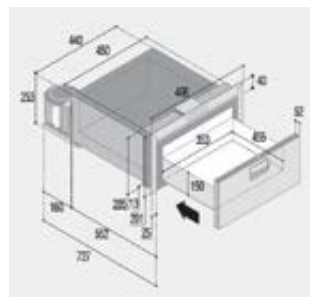
	DOOR	INSIDE	OUTSIDE
<b>MOUNTING FLANGE</b>	T: 25/40	25/40	
	W: 666	666	
	H: 460	460	
<b>BUILT-IN</b>	A: 592	548	
	B: 617	617	
	C: 450	450	

**VITRIFRIGO DW35**

043967

**POWER SUPPLY AND NOMINAL CONSUMPTION****NET WEIGHT**

	12/24 VDC	12/24 VDC	67KG
<b>DW250 OCX2</b>	A	B	
<b>BTX</b>	45W	38W	



	DOOR	INSIDE	OUTSIDE
<b>MOUNTING FLANGE</b>	T:	25/40	25/40
	W:	498	498
	H:	291	291
<b>BUILT-IN</b>	A:	727	675
	B:	450	450
	C:	285	285

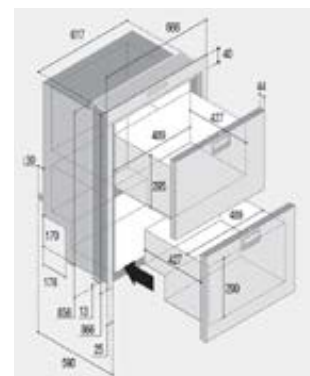
**VITRIFRIGO DW180 OCX2**

051375 FRIDGE / FREEZER

051694 FRIDGE / FRIDGE

**POWER SUPPLY AND NOMINAL CONSUMPTION****NET WEIGHT**

	12/24 VDC	115 VAC	230 VAC	
<b>DW180 OCX2</b>				
<b>RFX</b>	45W	-	-	56KG
<b>BTX</b>	61W	-	-	56KG
<b>DTX</b>	61W	-	-	56KG
<b>BTX IM</b>	-	168W	140W	61KG
<b>DTX IM</b>	-	168W	140W	61KG



	DOOR	INSIDE	OUTSIDE
<b>MOUNTING FLANGE</b>	T:	25/40	25/40
	W:	666	666
	H:	866	866
<b>BUILT-IN</b>	A:	590	546
	B:	617	617
	C:	856	856



**VITRIFRIGO DW100 OCX2**

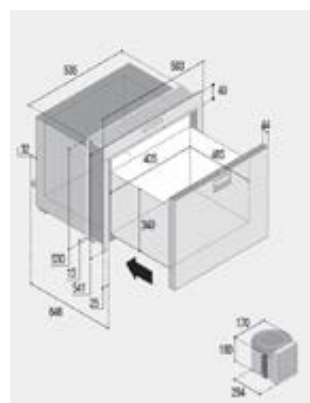
051714 FRIDGE

051582 FREEZER

051577 FRIDGE S/S

**POWER SUPPLY AND NOMINAL CONSUMPTION****NET WEIGHT**

<b>DW100 OCX2</b>	12/24 VDC / 240V	
<b>RFX</b>	40W	32KG
<b>BTX</b>	52W	32KG



	DOOR	INSIDE	OUTSIDE
<b>MOUNTING FLANGE</b>	T:	25/40	25/40
	W:	583	583
	H:	541	541
<b>BUILT-IN</b>	A:	646	603
	B:	535	535
	C:	530	530

**VITRIFRIGO DW210 OCX2**

039882 FREEZER (TOP) / FRIDGE

051521 BTX FREEZER / FREEZER 12/24V

051125 240V WITH ICE MAKER

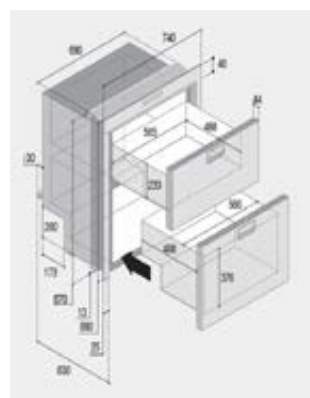
051684 FREEZER (TOP) / FRIDGE 12/24/240V

051696 RF FRIDGE/FRIDGE 12/24/240V

051699 BT FREEZER / FREEZER 12/24/240V

**POWER SUPPLY AND NOMINAL CONSUMPTION****NET WEIGHT**

<b>DW 210 OCX2</b>	12/24 VDC	115 VAC	230 VAC	
<b>RFX</b>	45W	-	-	61KG
<b>BTX</b>	61W	-	-	61KG
<b>DTX</b>	61W	-	-	61KG
<b>BTX IM</b>	-	168W	140W	66KG
<b>DTX IM</b>	-	168W	140W	66KG



	DOOR	INSIDE	OUTSIDE
<b>MOUNTING FLANGE</b>	T:	25/40	25/40
	W:	740	740
	H:	880	880
<b>BUILT-IN</b>	A:	630	585
	B:	690	690
	C:	870	870

## VITRIFRIGO OUTBACK STAINLESS STEEL SERIES

Renewed both in design and functionality.

### THE OCX2 SYSTEM

The new OCX2 version offers multiple advantages: 1) positive snap closure of the door to avoid accidental openings; 2) single fixing profile (optional), to fix the refrigerator in a partial (door outside) or total (door inside) recess position; 3) reversibility of the door: thanks to the measures adopted during the design phase, this is a simple and quick operation to perform.

### DOOR INSIDE / DOOR OUTSIDE

The position of the door (flush or external) is achieved by simply moving the special single stainless steel fixing profile (supplied standard) with slotting for improved air circulation and cooling efficiency. In addition, the refrigerator can be attached to the recessed compartment from the inside.

### INTERNAL LED LIGHT SYSTEM

All models are equipped with an internal LED light system that offers high brightness with minimum consumption.

### INTEGRATED VENT POSITION

The device integrated in the Steelock handle achieves the "vent position" function, allowing the door to be held ajar, thus avoiding the formation of mould and unpleasant odours during periods of non-use

### REMOVABLE COOLING UNIT

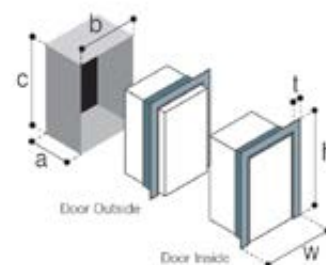
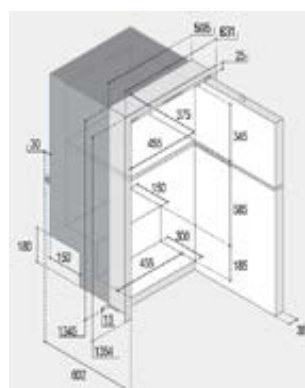
The removable external cooling unit (In models with external cooling unit) offers added available volume inside the refrigerator. In addition, it expands the installation possibilities in terms of functionality, efficiency and soundproofing. It can be mounted up to 1.5m away from the main fridge.



### VITRIFRIGO DP2600IX STAINLESS STEEL 2 DOOR FRIDGE/FREEZER 230LT 12-24V BD-50 COMPRESSOR WITH FITTING FRAME AND STEELOCK OCX2

051588

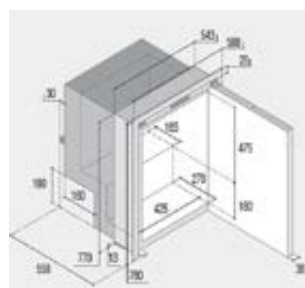
TOTAL VOLUME	230LT
FREEZER COMPARTMENT	60LT
NET WEIGHT	63KG
POWER SUPPLY AND NOMINAL CONSUMPTION	12/24 VDC 65W/240V



### VITRIFRIGO C115IAX OCX2 FRIDGE

051312

TOTAL VOLUME	115LT
FREEZER COMPARTMENT	17.1LT
NET WEIGHT	32KG
POWER SUPPLY AND NOMINAL CONSUMPTION	12/24 VDC 45W/240V



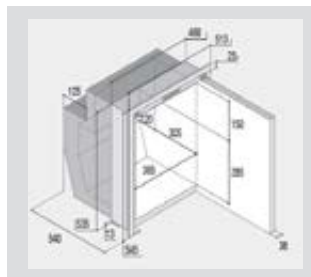
	DOOR	INSIDE	OUTSIDE
MOUNTING FLANGE	T:	25	25
	W:	588	588
	H:	780	780
BUILT-IN	A:	558	515
	B:	543	543
	C:	770	770




**VITRIFRIGO C62iX OCX2 S/S 62LT 12/24/240V**

051581

TOTAL VOLUME	62LT
FREEZER COMPARTMENT	4.51LT
NET WEIGHT	22KG
POWER SUPPLY AND NOMINAL CONSUMPTION	12/24 VDC 40W/240V

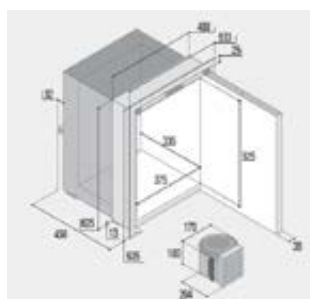


	DOOR	INSIDE	OUTSIDE
MOUNTING FLANGE	T:	25	25
	W:	513	513
	H:	545	545
BUILT-IN	A:	540	482
	B:	468	468
	C:	535	535


**VITRIFRIGO C75LX OCX2 STAINLESS STEEL FRIDGE 75LT 12-24V AND EXTERNAL COMPRESSOR WITH STEELOCK**

051682

TOTAL VOLUME	75LT
FREEZER COMPARTMENT	10.2LT
NET WEIGHT	25KG
POWER SUPPLY AND NOMINAL CONSUMPTION	12/24 VDC 40W/240V

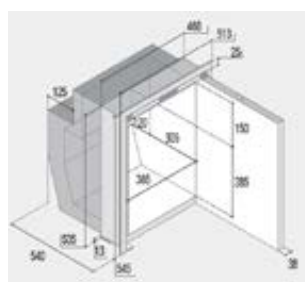


	DOOR	INSIDE	OUTSIDE
MOUNTING FLANGE	T:	25	25
	W:	533	533
	H:	635	635
BUILT-IN	A:	456	413
	B:	488	488
	C:	625	625


**VITRIFRIGO C130LX OCX2 FRIDGE 130LT 12/24/240V AND EXTERNAL COMPRESSOR WITH STEELOCK STAINLESS STEEL**

051587

TOTAL VOLUME	130LT
FREEZER COMPARTMENT	17.1LT
NET WEIGHT	33KG
POWER SUPPLY AND NOMINAL CONSUMPTION	12/24 VDC 45W/240V

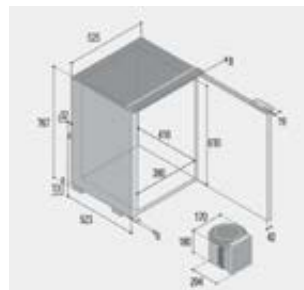


	DOOR	INSIDE	OUTSIDE
MOUNTING FLANGE	T:	25	25
	W:	513	513
	H:	545	545
BUILT-IN	A:	540	482
	B:	468	468
	C:	535	535



### VITRIFRIGO C110BT 108L 12/24/240V FREEZER WITH EXTERNAL COMPRESSOR

051583



	DOOR	INSIDE	OUTSIDE
MOUNTING FLANGE	T:	25	25
	W:	588	588
	H:	804	804
BUILT-IN	A:	560	518
	B:	540	540
	C:	768	768

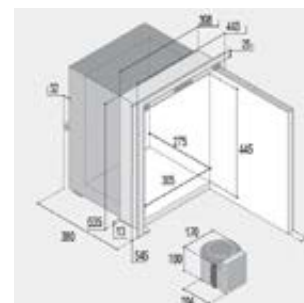


### VITRIFRIGO C42LX OCX2

044977 12/24/240V

051318 OCX 12/24051560/240V

TOTAL VOLUME	42LT
FREEZER COMPARTMENT	3.6LT
NET WEIGHT	18KG
POWER SUPPLY AND NOMINAL CONSUMPTION	12/24 VDC 31W



	DOOR	INSIDE	OUTSIDE
MOUNTING FLANGE	T:	25	25
	W:	443	443
	H:	545	545
BUILT-IN	A:	380	337
	B:	398	398
	C:	535	535

# ICE MAKERS



## VITRIFIRGO ICE MAKER HYDRO 24L

**043558**

Classic Ice Maker that is plumbed to the vessel or RV's fresh water system. Constructed from marine grade 316 stainless steel.

### FEATURES

- Cooling unit is vented through the front
- Door can be mounted left or right and has magnetic closure
- Dual function thermostat – ice production/ice maintenance

### SPECIFICATIONS

- Dimensions: 404mm (l) x 628mm (h) x 370mm (d)
- Ice Production: 11kg/24hrs; 6kg ice storage
- Weight: 26kg
- Power Voltage: 240V or 110V
- Current Consumption: 140W
- Includes 6m inlet hose (can be reduced)
- Capacity: 24 litres



## VITRIFRIGO IM HYDRO XTP ICE MAKER 24L

**043560**

Low profile Ice Maker that is plumbed to the vessel or RV's fresh water system. Constructed from marine grade 316 stainless steel.

### FEATURES

- Cooling unit is centred through the front
- Door can be mounted left or right and has magnetic closure
- Dual function thermostat – ice production/ice maintenance

### SPECIFICATIONS

- Dimensions: 387mm (l) x 522mm (h) x 513mm (d)
- Ice Production: 11kg / 24hrs; 6kg ice storage
- Weight: 28kg
- Power voltage: 240V
- Current Consumption: 140W
- Includes 6m inlet hose (can be reduced)
- Capacity 24 litres

# VITRIFRIGO CODE CHART

## STAINLESS STEEL DRAWER REFRIGERATORS

DRW	ALL IN ONE drawer refrigerators series
DW OCX2	OCX2 drawer refrigerators series
DW	drawer refrigerators series
RF	refrigerator version
BTX	freezer version
BTX IM	freezer version with internal icemaker
DTX	refrigerator-freezer version
DTX IM	refrigerator-freezer version with internal icemaker

## STAINLESS STEEL DRAWER REFRIGERATORS AND FREEZERS WITH BUILT IN/REMOTE UNIT OCX2 SERIES

C OX2	OCX2 refrigerators and freezers series with front door opening
I	internal cooling unit version
L	external cooling unit version
X	stainless steel version
DW	drawer version
DW OCX2	OCX2 drawer version series

## REFRIGERATORS AND FREEZERS WITH BUILT IN/REMOTE UNIT CHROMELOCK SERIES

CHR	refrigerators and freezers series with front door opening
DP	double door refrigerator version
I	internal cooling unit version
L	external cooling unit version
DW	drawer version

## REFRIGERATORS AND FREEZERS SLIM SERIES

SLIM	refrigerators and freezers series SLIM series with front door opening
------	---

## TOP LOADING REFRIGERATORS

TL	top loading refrigerators series
L	external cooling unit
RF	refrigerators version
BT	freezer version

## HOME COMFORT REFRIGERATORS-FREEZERS

C	refrigerators and freezers series with front door opening
DP	double door refrigerator version
MP	single door refrigerator version

## SPECIAL INSTALLATION REFRIGERATORS

D	all in one compact drawer refrigerators-freezers series
P	BRK35 version with PUSH-PULL lock
PX	stainless steel BRK35 version with PUSH-PULL lock

## PORTABLE REFRIGERATORS AND FREEZERS

VF	portable refrigerators and freezers VFREE series
----	--



### ENGEL SR70F 57LT BUILT IN FRIDGE/FREEZER

003201

Compact built in fridge with an area for frozen goods, to suit most camper vans or yachts. Maximization of storage capacity allows you to separate beverages and perishables easily. Auto switching between 12/24V DC and 240V AC. Reversible door and replaceable door panel so you can customize your refrigerator to match your vehicle's interior. Turbo fan standard.

#### FEATURES

- No exterior skin but with frame type door with replaceable door panel

#### SPECIFICATIONS

- Dimensions: 506mm(w) x 530mm(h) x 586mm(d)
- Cut out dimensions: 467mm(w) x 518mm(h) x 526mm(d)
- Capacity: 57 litre
- 12/24V DC (2.5/1.3A)
- 28KG



### ENGEL ST90F 80LT FREE STANDING FRIDGE

003204

Large capacity 80 litre free-standing fridge that incorporates a separate freezing compartment. Cleverly designed to fit into confined spaces in caravans and boats. Unique auto switching between 12/24V DC and 240V AC standard in most of Engel's uprights SR48F, SR70F. Reversible door and replaceable door panel so you can customize your refrigerator to match your vehicle's interior. Turbo fan standard.

#### FEATURES

- Variable from 0.5 to 2.5amp maximum

#### SPECIFICATIONS

- Dimensions: 531mm(w) x 786mm(h) x 579mm(d)
- Cut out: 505mm(d)
- Voltage: 240V AC/12V DC/24V DC
- Capacity: 80Lt
- 70Lt Fridge, 10Lt Freezer
- 12/24V (2.5/1.3A)
- 28KG

## FRIDGE ACCESSORIES



### SOLAR FRIDGE FAN

000684

Solar powered exhaust fan increases the cooling efficiency of refrigerator by venting hot air from the coils.



### FRIDGE SIDE SCREEN WITH RAIL

050021

Improves the efficiency of your fridge on a hot day.

#### SPECIFICATIONS

- Size: 1900mm x 900mm
- Colour: silver/Grey
- Comes with pegs, ropes and sail track
- 199gsm, 95% shade cloth.



### FRIDGE FAN

000688



# FRIDGE SPARE PARTS

CODE	PRODUCT NAME
038340	DW70 THERMOSTAT FRIDGE ONLY
038338	DW70 FREEZER AND DW180 FRIDGE/FREEZER THERMOSTAT
040909	DW70RF, DW100RF R5021070.S THERMOSTAT
043820	DW70BT FREEZER FITTING FRAME
043367	BW70BT SS DOOR W/HANDLE
043429	DW100 FIT FRAME SUIT OUTSIDE PIN LOCK
051564	VITRI DOOR SEAL
039813	DW180 BOTTLE STOPPER ANCHORAGE
040907	DW180BT-DT DW70BT AND DW100BT R502.1018BT.S THERMOSTAT
041396	DW180 / DW70 VENT
042487	DW180DT DRIP TRAY
033857	DW180 DRAWER HANDLE R14025
039115	DW180 S/S DRAWER COVER
036658	DW180.2 DRAWER RUNNER
044693	DW180/70 FITTING FRAME / VENT KIT
039958	DW180/210 SX R-FRIDGE CLOSURE
039956	DW180 S/S SURFACE FLANGE
044692	DW180 STAINLESS FITTING FRAME
044689	DW180/70 STAINLESS FRONT
040308	DW210 BT/DT THERMOSTAT FRIDGE AND FREEZER
043944	DW210 DRAWER SEAL/LINER
043945	DW210 DRAWER SEAL/LINER
044406	DW210 FITTING FRAME
044189	DW 360 OLD STYLE CRISPER BIN
043821	C1200/C115/DP150 CRISPER SALAD CONTAINER
003121	DP150 FITTING FRAME
036571	DP150I 14023 DOOR LOCK
043263	DP150 THERMOSTAT BLACK KNOB
003132	C30 AND DP150I DOOR
043978	DP150 FRIDGE EVAPORATOR
003021	DP2600 FR EVAPORATOR
003094	DP2600 SS HINGE MANUFACTURED UP TO DEC 2013
042881	DP2600I/IX HINGE KIT NEW UPPER AND LOWER

CODE	PRODUCT NAME
003104	DP2600 DRAIN TRAY
041415	DP2600IX SS FREEZER DOOR SUIT NEW MODEL
042168	DP2600 BL FRIDGE DR NEW MODEL FOR NEW MODEL FRIDGES
042169	DP2600 BL FREEZER DR FOR NEW MODEL FRIDGES
043170	DP2600 GLASS SHELF
003082	DP2600 DOOR SHELVING (TOP) ALSO SUITS DP150
003176	DP2600 FESTOON 24V 3W GLOBE
043905	DP2600 PLAIN WIRE SHELF
051232	DP2600 SS DOOR ONLY
043907	DP2600I/IX CENTRE HINGE
044269	DP2600 PLASTIC SHELF
050005	DP2600 KIT
003112	NAUTIC LOCK ASSEMBLY SUIT CLASSIC DP2600 & OTHERS
003003	BD35F 12-24V COMPRESSOR
003009	BD35/50F 12-24V ELECT CONT UNIT (DANFOSS)
003004	BD50 12-24V COMPRESSOR
003017	C60/C75L/C85I EVAPORATOR "U" SHAPE CURRENT PLASTIC FREEZER DOOR
003105	C60/75 MOUNT FOR DOOR TOP FIXING TO CABINET
003086	C60/75 WIRE SHELF
003125	C60/C75 FITTING FRAME
043528	C60/C75L FREEZER DOOR
050624	C60/C75/C90 FIXING FRAME
039962	C60/C115 BOTTLE STOPPER
003027	C85/C115I/C130L O/T EVAP
003087	C85I/900 WIRE SHELF
003137	C85I FRIDGE DOOR PLUS KIT SHELF R501.435
043912	C85 AIRLOCK FRIDGE DOOR
043918	C85 AIRLOCK VEGE BIN
038555	C85I TOP DOOR SHELF
050625	C85/C95 FIXING FRAME
003166	C115I/130L EVAPORATOR "U" SHAPE CURRENT VERSION
043234	C115/C130 FREEZER DOOR PLASTIC INSULATED
043913	C115/130 AIRLOCK DOOR
050626	C115/C130/C110 FIXING FRAME
041695	C115/DP2600/5150-05 DOOR METAL RETAINER
003043	C26/45/60, BRK-35 T-STAT K50L3105
003061	C26/41 LID LOCK CLIP C1300 FREEZER DOOR CATCH
003041	C41 T-STAT E-TRONIC LED
003168	C41 MOUNTING BRACKET
003099	C45 PLASTIC FREEZ LID

CODE	PRODUCT NAME
003111	C45 NAUTIC LOCK PLATE
003114	C45L TOP DR SHELF
050403	C45/C62 DRAIN PAN KIT
003162	C65, C41, C26 DIAL T-STAT EWPC901
003159	C75L/C85 BOTTOM DR SHELF
003164	C75,C60,C85,C115,C130,DP2600 FRIDGE THERMOSTAT
043701	C85 N/T FREEZER DOOR
003140	C110BT FRIDGE DOOR
039989	C110BT S/S SHELF KIT KIT (1 PAIR)
043916	C130 AIRLOCK GLASS SHELF
044402	C130 HINGE
043920	C130 AIRLOCK VEGE BIN
034938	C130L DRAIN TRAY R11263AS
044723	C130L SS FRIDGE DOOR
050518	SLIMLINE 150 FRIDGE SHELF
003175	LED LIGHT ASSY NO LENS
043121	LED LIGHT ASSY INCL LENS
003096	USA62I FREEZER LID
003032	PT2 FRIDGE EVAPORATOR 350MM WIDE X 250MM HIGH
003034	PT4 FRIDGE EVAPORATOR 350MM WIDE X 350MM HIGH
003040	AIR 10 ELECTRONIC THERMOSTAT
003123	USA62IX FLUSH MOUNT SURROUND STAINLESS STEEL
003008	QUICK COUPLINGS ONLY
003011	FRIDGE COMPRESSOR FAN 12V
003156	DOOR UPPER HINGE BRACKET WITH TWO HOLES
003171	PLASTIC RETAINER CLIP
043909	AIRLOCK FRIDGE HANDLE SUIT ALL AIRLOCK MODELS
041493	WIRE SHELF DP150/C115/C130
043090	BRK32PX DOOR WITH PUSH AND TURN LOCK & TURN KEY
044724	DRAW RUNNERS- 60KG WHITE
044690	STEEL LOCK 316 HANDLE
039964	THERMOSTAT FREEZER
003335	FRIDGE SWITCH 25 AMP RATING
051700	VITRI ELECT CONTROL UNIT

## DOMETIC SPARE PARTS

CODE	PRODUCT NAME
016580	VENT KIT ALI FLUE AND T-PCE TYPE A
016567	FRIDGE VENT KIT 8 PIECE AS1625 + TP
038725	LOWER FRIDGE VENT KIT NEW STYLE

## ICE MAKER SPARE PARTS

CODE	PRODUCT NAME
003151	VITRIFRIGO ICEMAKER PIN FITTING FR
003152	VITRIFRIGO NAUTIC FIT FR ICEMAKER
043449	VITRIFRIGO ICE MAKER MODULE (TIMING)
039598	VITRIFRIGO ICE MAKER MODULE (TIMING)
034816	VITRIFRIGO ICE TRAY/BIN CLEAR
038398	VITRIFRIGO ICEMAKER 110V C/BOARD
038399	VITRIFRIGO ICEMAKER 240V C/BOARD
038403	VITRIFRIGO ICEMAKER INLET HOSE
038397	VITRIFRIGO ICEMAKER 110V FAN
041086	ICEMAKER IMXT HYD PFT TD FAN & BLOWER ASSEMBLY
039966	CL220V CONTACTS SPARE PARTS FOR ICEMAKER

# MICROWAVES



**CAMEC MICROWAVE 25LT 900W**  
**041439**

Designed with the RV market in mind, our microwave features a large mirror finish door that is an ideal match for modern RVs and cookers with mirror top lids.

- FEATURES**
- Auto Cook with 8 pre-set common food settings
  - Stylish design to suit RVs
  - 5 selectable power levels
  - Easy defrost mode

- SPECIFICATIONS**
- Dimensions: 483mm(w) x 281mm(h) x 399mm(d)
  - Weight: 14.8kg
  - 900W output/1400W input
  - 240V operation

## MICROWAVE SPARE PARTS

CODE	PRODUCT NAME
043520	CAMEC MICROWAVE GLASS TRAY



**CAMEC MICROWAVE 20LT 700W BLACK**  
**044431**

Compact design microwave with easy to read LCD display and simple operation so you can be cooking in no time! Includes 5 power levels, preset mode - allows you to program the microwave to start at a later time, one touch Quick Start cooking, auto defrost, auto cook modes make cooking or heating common items quick and easy. Simply select the food type then select either the weight or quantity to start. Cooking/heating modes include: Milk/coffee, rice, spaghetti, potatoes, auto reheat, fish, pizza and popcorn.

- FEATURES**
- Latest design
  - Digital control
  - 8 Auto Cook modes
  - Clock
  - Blue LCD display
  - Quick Start cooking
  - Auto Defrost
  - Delayed start cooking
  - Multi stage cooking
  - Child lock
  - 12 month warranty

- SPECIFICATIONS**
- Dimensions: 452mm(w) x 262mm(h) x 333mm(d)
  - Weight 10.5kg
  - 700W output/1200W input
  - 240V operation

# RANGE HOODS



## CAMEC RANGE HOOD 12V 2-SPEED

040864

Stainless Steel finish with twin turbo extraction fans and dual low energy LED down lights. Also features a removable filter for easy cleaning and illuminated touch controls. Venting is rear or roof selectable and an optional 50mm venting adaptor (041132) is also available if a venting hose is required.

### FEATURES

- Illuminated control buttons
- Powerful 12V turbo 2 speed twin extractor fans
- Convenient roof or rear air venting
- Removable filter for easy cleaning and replacement.

### SPECIFICATIONS

- 2 low energy LED down lights
- Dimension: 586mm(l) x 305mm(w) x 60mm(h)



## OUTLET ADAPTOR TO SUIT CAMEC 040864

041132

Outlet Adaptor for CAMEC 12V Range hood (refer code 040864). Allows duct tubing to connect to the back of the rangehood.

### FEATURES

- Each side measures 95mm x 50mm
- Tube is 42mm O.D. and 32mm I.D
- Tube protrusion 22mm



## FLUSH MOUNT RANGE HOOD 12V

040865

### FEATURES

- Twin turbo fans
- LED strips

### SPECIFICATIONS

- Side or rear air venting
- Removable filter for cleaning
- Stainless steel construction
- Includes outlet adaptor and 0.5m flexible duct hose
- Mounting cavity: 465(w) x 187(d) x 53(h)
- External body: 518(w) x 228(d) x 16(h)



## RANGE HOOD SPARE PARTS

CODE	PRODUCT NAME
041755	REPLACEMENT FILTER TO SUIT CAMEC 12V RANGE HOOD (REFER CODE 040864)
041754	REPLACEMENT FRONT STICKER TO SUIT CAMEC 12V RANGE HOOD (REFER TO CODE 040684)
041751	REPLACEMENT LED DOWN LIGHT LONG LEAD TO SUIT CAMEC 12V RANGE HOOD (REFER CODE 040864)
041762	REPLACEMENT LED DOWN LIGHT SHORT LEAD (PCB SIDE) TO SUIT CAMEC 12V RANGE HOOD (REFER CODE 040864)
041752	CIRCUIT BOARD CAMEC 12V 2SPEED
044467	REPLACEMENT CIRCUIT BOARD TO SUIT CAMEC 12V RANGE HOOD (REFER CODE 040865 & 040864)
041753	REPLACEMENT SWITCH PANEL TO SUIT CAMEC 12V RANGE HOOD (REFER CODE 040864)
041477	REPLACEMENT FAN TO SUIT CAMEC 12V RANGE HOOD (REFER CODE 040864)
043903	DUCT HOSE 0.5M SUIT 040865
043902	FILTER REMOVABLE SUIT 040865
043899	LED STRIP LEFT SUIT 040865
043900	LED STRIP RIGHT SUIT 040865
042359	CAMEC R/HOOD DUCT TUBE BLACK

# STOVES



## LIDO JNR 2 BURNER & GRILL FLAME ARRESTOR

040326

Suitable for indoor use in caravans and motorhomes. Can also be used for camper trailer and outdoor kitchens

### FEATURES

- 2 burner and grill
- Flame arrest on all burners
- Stainless steel body with painted base and hinged lid
- Hose and regulator required

### SPECIFICATIONS

- Dimensions: 500mm(w) x 170mm(h) x 280mm(d) + gas fitting
- Weight: 3.6kg

## STOVE SPARE PARTS

CODE	PRODUCT NAME
044086	LIDO COOKER LID

# WASHING MACHINES



## COMPACT RV 2.5KG WASHING MACHINE

**041133**

Ideal for caravans and motorhomes, this easy to use fully automatic RV washing machine offers washing convenience wherever your travels take you. Featuring simple controls and flexible washing modes, you have the convenience of washing when you want.

### FEATURES

- Economical cold water washing
- Blue LED display with wash time remaining function
- 7 washing program combinations including Quick Wash
- High and low water level adjustment for large and small loads

### SPECIFICATIONS

- 240V operation
- Dimensions: 410mm(w) x 640mm(h) x 420mm(d)
- Water Usage: Approx 15Lt on low and 20Lt on high
- Weight: 16kg
- Spin cycle speed: 900 RPM



## CAMEC COMPACT 3.2KG RV DRYER

**041834**

Ideal for caravans and motorhomes, this compact RV Dryer offers drying convenience wherever your travels take you. Featuring simple operation, it is the perfect partner for the Camec 4kg front load washing machine.

### FEATURES

- Specially designed to be mounted upside down if required providing the option of a left or right hand hinged door
- Low maintenance with easy to clean filters
- 850W 240V operation
- Rear venting with universal RV duct kit included

### SPECIFICATIONS

- Dimensions: 495mm(w) x 580mm(h) x 410mm(d)
- Weight: 17kg
- Voltage: 220-240V, 50/60Hz



## COMPACT RV 3KG WASHING MACHINE

**044131**

Our latest top load washing machine features a larger 3kg washing capacity and is the only machine in its class to offer an optional hot wash cycle using cold water (this feature adds approximately 20-40 min to the cycle time). And our exclusive LED drum light will help you find that missing sock!

### FEATURES

- Economical cold water washing with hot wash option
- Blue LED display with wash time remaining function
- 6 washing program combinations
- High and low water level adjustment for large and small loads
- Precision stainless steel wash tub
- Clothes basket doubles as a tub stabiliser
- LED drum light
- Securing strap and basket included

### SPECIFICATIONS

- 240V operation
- Power consumption: 235W (cold) 1035W (hot)
- Load capacity 3.0kg
- Dimensions: 410mm(w) x 740mm(h) x 420mm(d)
- Water Usage: Approx 20Lt on low and 26Lt on high
- Weight: 18kg
- Spin cycle speed: 900 RPM



## COMPACT RV 4KG FRONT LOAD

**042308**

With a large 4kg capacity for its size, you can now enjoy all of the features and wash modes you are accustomed to with your home machine, right in your RV. Requiring only a cold water supply, hot water washing is possible using the machine's in-built heater element.

### FEATURES

- 15 wash programs including 3 quick wash modes (14, 30 and 59 min)
- 400-1000 RPM spin speed (adjustable)
- Special AQUAPLUS "delicate skin" wash mode
- Auto water level control
- Delayed start option
- Bi-directional wash selector knob
- Wash time remaining display

### SPECIFICATIONS

- 240V operation
- Weight: 47kg
- Dimensions: 510mm(w) x 430mm(d) x 700mm(h)
- Water Usage: Min 19L, max 45L depending on load size and wash cycle
- 1300W max power consumption (hot wash)
- 230W power consumption (cold wash)
- 12 month warranty



## WALLMOUNT 2.5KG WASHING MACHINE

**050122**

The Camec Wall Mount Washing Machine combines elegant design, amazing efficiency and light weight with compact size to provide a class leading solution to space restrictions in your caravan or RV. Rigorous vibration testing has been conducted to ensure years of trouble free operation.

### FEATURES

- Illuminated touch screen operation
- Cotton wash
- Quick Wash
- Heated Wash (95°C)
- Drum Cleaning
- Rinse + Spin function
- Delay Function
- Child Lock
- Temperature Control

### SPECIFICATIONS

- Rated Voltage 220V
- Rated frequency 50Hz
- Tap water pressure 0.05Pa-0.8MPa
- Water Consumption 20 Lt per wash cycle
- Net weight 24kg
- Spin speed 700 RPM
- External dimensions 575mm(w) x 670mm(h) x 348 mm(d)



## WASHING MACHINE SPARE PARTS

CODE	PRODUCT NAME
044673	CAMEC 3KG WASHER PCB BOARD
041921	CAMEC WASHER SPARE BASKET
041922	CAMEC WASHER SPARE LID INCL
041923	CAMEC WASHER SPARE INLET HOSE
041906	CAMEC 2.5KG WASHER PCB BOARD
041907	CAMEC WASHER SPARE SPIN SENSOR
041908	CAMEC WASHER SPARE WATER LEVEL
041909	CAMEC WASHER SPARE MOTOR
041911	CAMEC WASHER SPARE MODE SWITCH
041912	CAMEC WASHER SPARE WATER
041913	CAMEC WASHER SPARE DRAIN PUMP
041914	CAMEC WASHER SPARE V-BELT
041915	CAMEC WASHER SPARE LID SPRING
042796	CAMEC WASHER SPARE HOSE CLAMP
042798	CAMEC WASHER SPARE DRAIN HOSE
042797	CAMEC WASHER SPARE PUMP HOSE
041918	CAMEC WASHER SPARE AIR TRAP
041919	CAMEC WASHER MOTOR PULLEY
041920	CAMEC WASHER SPARE MOUNTING
041928	CAMEC WASHER SPARE BASE COVER
051181	FAN BELT FOR 3.2KG RV DRYER
043537	CAMEC F/L WASHER MOTOR
043538	CAMEC F/L WASHER DOOR LOCK
043539	CAMEC F/L WASHER DOOR SEAL
043540	CAMEC F/L WASHER SUMP/DRAIN
043541	CAMEC F/L WASHER TUB HOSE
043542	CAMEC F/L WASHER HEAT ELEMENT
043543	CAMEC F/L WASHER PULLEY
043544	CAMEC F/L WASHER BELT
043545	CAMEC F/L WASHER PCB
043546	CAMEC F/L WASHER FILTER COVER
043529	CAMEC F/L WASHER DRAIN HOSE
043547	CAMEC F/L WASHER PUMP
043548	CAMEC F/L WASHER SPRING LEFT
043549	CAMEC F/L WASHER SPRING RIGHT
043550	CAMEC F/L WASHER HINGE ASSY
043551	CAMEC F/L WASHER DISP DRAW
043530	CAMEC F/L WASHER DAMPER ASSY
043531	CAMEC F/L WASHER CONTROL KNOB
043532	CAMEC F/L WASHER CONTROL PANEL
043533	CAMEC F/L WASHER DOOR FRAME
043534	CAMEC F/L WASHER FOOT ASSEMBLY
043535	CAMEC F/L WASHER INLET VALVE
043536	CAMEC F/L WASHER PRESS SWITCH
051298	PORTHOLE DOOR COMPLETE 042308
051182	TIMER FOR 3.2KG RV DRYER

## WALL MOUNT WASHING MACHINE SPARE PARTS

CODE	PRODUCT NAME
050635	ASSY-DOOR-SAFETY
050644	DISPLAY BOARD
050645	LAMP COVER
050646	HINGE-WIRING HARNESS COVER
050647	LAMP SPONGE
050648	SEALING STRIP
050649	SEALING STRIP
050650	DOOR-GLASS
050651	LEVER-DOOR
050652	LEVER-PIN
050653	SPRING-LEVER
050636	GASKET
050654	HOLDER-GLASS
050655	CUSHION
050656	SPONGE
050657	BELT
050658	FRONT CASE
050659	DOOR-DIAPHRAGM
050660	TURBIDITY SENSOR
050661	TUB-FRONT
050662	PACKING-TUB
050663	DRUM-FRONT
050637	COVER-DOOR
050664	DOOR-LOCK S/W
050665	DRUM-LIFTER
050666	DRUM-WRAPPER
050667	DRUM-BACK
050668	ASSY-FLANGE SHAFT
050669	TURBIDITY SENSOR
050670	FILTER-EMI
050671	ASSY-JOINT AIR
050672	AIR TUBE ASSY
050673	REAR CASE LEFT
050638	COVER-DOOR GASKET
050674	HEATER
050675	SEAL-OIL
050676	BEARING-BALL
050677	BEARING-BALL

CODE	PRODUCT NAME
050678	TUB-BACK
050679	ASSY-M.WIRE HARNESS
050680	ASSY POWER CORD
050681	MOTOR(STATOR)
050682	MOTOR(ROTOR)
050683	ASSY-BOLT
050639	SCREW
050684	GASKET
050685	RESILIENT GASKET
050686	NUT
050687	REAR CASE RIGHT
050688	CABLE CHANNEL
050689	BRACKET-HEATER
050690	WATER SHIELD
050691	ASSY PCB PARTS
050692	PACKING-TUB
050693	ASSY DRAIN VALVE
050640	GUIDE-HINGE
050694	INVERTER PLATE ASSY
050695	EARTHING GASKET
050696	SENSOR PRESSURE
050697	RETRACTOR
050698	VALVE-WATER
050699	SPEAKER
050700	LEAD FELT
050701	ASSY INLET HOSE
050702	BOLT TAB
050703	DAMPER RUBBER
050641	HINGE-DOOR
050704	JAW
050705	INSTALLATION FRAME
050706	CUSHION RUBBER PAD
050707	HOSE-DRAWER
050708	BAND-RING
050709	BIG 3WAY VALVE
050642	WIRING HARNESS
050643	DISPLAY BOARD COVER