



# ELECTRICAL

Auto Lights .....	81
Batteries .....	89
Solar.....	91
Connectors, Sockets & Switches .....	93
Globes & Fuses .....	99
Interior & Exterior Lighting .....	102
Power 12V.....	106
Power 240V.....	108
Generators .....	110
Wiring .....	111
Chargers & Inverters .....	112

## AUTO LIGHTS



### LED RED AMBER SIDE MARK LIGHT

004671

Red/amber marker with 2 red & 2 amber LEDs.

#### SPECIFICATIONS

- Dimensions: 58mm(l) x 19mm(h) x 35mm(d)



### REFLECTOR STICK ON 22 X 85

038317 AMBER

038316 CLEAR

038318 RED

#### FEATURES

- ADR approved

#### SPECIFICATIONS

- Dimensions: 85mm(l) x 22mm(w)
- Sold individually



### AUTO LIGHT NUMBER PLATE

035774

#### SPECIFICATIONS

- Dimensions: 68mm(w) x 38mm(h) 60mm(d)



### FRONT MARKER LAMP CLEAR

004681

Front & outline marker & front position.

#### SPECIFICATIONS

- Dimensions: 101mm(l) x 28mm(h) x 52mm(w)
- Globes not included



### NARVA STICK ON REFLECTOR

035354 CLEAR

035340 AMBER

035337 RED

Retro reflector, ADR approved.

#### SPECIFICATIONS

- Dimensions: 105mm(l) x 55mm(w)
- Sold individually



### SIDE MARKER LAMP

004658

Red/amber auto side clearance lamp.

#### SPECIFICATIONS

- Dimensions: 130mm(l) x 60mm(w) x 40mm(h)



### REAR MARKER LAMP RED


004686

#### FEATURES

Rear end outline marker & front position (side) lamp. Red lens

#### SPECIFICATIONS

- Dimensions: 101mm(l) x 52mm(w) x 28mm(h)



### REFLECTOR SCREW ON

004958 RED


004959 CLEAR

004960 AMBER

Featuring a high impact PMMA lens, these reflectors are fully ADR compliant.

#### SPECIFICATIONS

- Dimensions: 75mm(l) x 46mm(w)



## REFLEX REFLECTOR LENS

**051046 AMBER**

**051047 RED**

**051048 CLEAR**

Reflex Series reflex reflectors are constructed from high quality optic prisms resulting in a highly reflective lens for maximum compliance and safety. The Reflex series is a midsize reflex reflector with increased reflective surface area ensuring compliance of front, side and rear applications to medium sized vehicles and trailers. These units feature a high impact PMMA lens and ultrasonically welded base with integral screw mounts for easy and secure fitting and flush finish.

### FEATURES

- High grade optic prisms
- Ultrasonic welded base
- High impact lens
- Screw mount base
- Fully ADR compliant

### SPECIFICATIONS

- Applications: Trucks, Rigid Bodies, Bus & Coach, Trailers, Custom Builds
- Functions: Front / Side / Rear Reflex Reflector
- Mounting: Screw mount
- Materials: High impact PMMA lens, ABS base
- Environmental: Fully Sealed
- Dimensions: 60mm diameter x 8mm (h)

## REFLEX REFLECTORS

**051043 AMBER**

**051044 RED**

**051045 CLEAR**

The Reflex series reflectors are constructed from high quality optic prisms resulting in a highly reflective lens for maximum compliance and safety. The Reflex series feature low profile dimensions while remaining fully compliant for front, side and rear applications providing a durable and versatile reflex reflector package. These units feature a high impact PMMA lens and ultrasonically welded screw mount base for easy and secure fitting.

### FEATURES

- High grade optic prisms
- Ultrasonic welded base
- High impact lens
- Screw mount base
- Fully ADR compliant

### SPECIFICATIONS

- Applications: Trucks, Rigid Bodies, Bus & Coach, Trailers, Custom Builds
- Functions: Front / Side / Rear Reflex Reflector
- Mounting: Screw mount
- Materials: High impact PMMA lens, ABS base
- Environmental: Fully Sealed
- Dimensions: 92 x 24 x 7.5mm



## LICENCE PLATE LAMP NARVA

**004697**

### SPECIFICATIONS

- Dimensions: 107mm(l) x 42mm(w) x 37mm(h)
- Require 2 x 4W BA9S globes



## LICENCE PLATE LAMP NARVA

**004698**

### SPECIFICATIONS

- Dimensions: 105mm(w) x 54mm(h) x 49mm(d)



## LED LICENCE PLATE LAMP

**004702**

Lamp with black bracket.

### SPECIFICATIONS

- Dimensions: 76mm(w) x 42mm(h) x 30mm(d)
- Multivolt 12/24

**LED COURTESY / FOOTWELL LIGHT****051056****SPECIFICATIONS**

- 10V - 30V
- Surface mount: 52 x 30 x 16 x 38

**LED LICENCE PLATE LAMP WHITE****043962****SPECIFICATIONS**

- Revolutionary Design
- Saves Time on Installation
- ECE approved
- IP67 100% Water proof
- Voltage Range 12-24 Volt
- 5 Year Warranty
- 60mm x 22mm x 22mm

**ARK RECTANGULAR LED COMBO SET****044649****FEATURES**

- Connected to 0.5m of cable
- Left and right side
- Dimensions: 150mm x 80mm
- Tested to water depths of 15m
- ADR approved

**COMBO LAMP STOP/TAIL/INDICATOR****004735**

Rear combination direction indicator & stop/ tail lamp with in-built reflex reflector.

**SPECIFICATIONS**

- 400 x 127 mm
- 12V

**ARK SLIMLINE LED COMBO SET****044648**

5 Functions. Includes licence plate lamp.

**FEATURES**

- Dimensions: 100mm x 90mm
- Stop/tail, indicator, built-in reflex reflector
- 100% submersible
- Polycarbonate lens
- Prewired and mounting screws
- Complies to ADR
- 100,000 hours of operation

**ARK LED LIGHT BOARD****044650 1.5M**

The Ark LED Trailer Light Boards come complete with ultra-thin LED lights and all 3 main trailer plugs for flexibility and multipurpose use across several vehicles: 7 pin flat, 7 pin small round and 7 pin large round.

Simply choose the appropriate trailer plug to suit your vehicle, then with a simple click, the Trailer Light Board is ready for use and away you go. Each comes with 8m of cable moulded to the innovative interchangeable socket.

**LICENCE PLATE LED WITH WIDE OPTICS****051042**

This is a modern LED version of similar style conventional lamps. The license plate has an innovative body mounting system making it a simple retrofit or for easy OEM production. Featuring six LEDs and wide angle optics, this light has Emark approval making it well suited for both trailer and vehicle applications.

**FEATURES**

- Wide angle optics
- Classic design now in LED
- Unique mounting system for easy and quick mounting
- Fully ADR compliant

**SPECIFICATIONS**

- Applications: Trucks, Heavy Trailers, Trailers, RV
- Functions: License Plate
- Voltage: 9-33V DC Varivolt®
- Wattage: 1.0W
- Mounting: Surface Mount with Screw Cap

- Materials: Polycarbonate Lens ABS Body
- Environmental: IP67 Hermetically Sealed
- Cable Length: 0.5M
- Dimensions: 105 x 48 x 37.5mm



## HD AMBER LED MARKER LAMP

**051029 AMBER ONLY**

**044153 SIDE RED/AMBER SIDE MARKER**

13 Series LED lamps are a large profile marker designed for high visibility featuring intelligent angled optics to provide maximum safety and compliance while matching modern vehicle style. Simple surface mount design allows for fast and easy fitting in production environments. The dimensional design allows for a retrofit or upgrade of similar style lamps with mounting points supporting direct replacement. Suited to OE and commercial applications.

### FEATURES

- High visibility marker solution
- Intelligent optics for maximum safety and compliance
- Fast and secure surface mounting system
- Direct LED replacement for similar style lamps
- Fully ADR compliant

### SPECIFICATIONS

- Applications: Trucks, Rigid Bodies, Bus & Coach, Trailers, Custom Builds
- Functions: Side Marker
- Voltage: 9-33V DC Varivolt®
- Wattage: 0.5W
- Mounting: Surface Mount
- Materials: High Impact PMMA Lens ABS Body
- Environmental: IP67 Hermetically Sealed
- Cable Length: 0.5M
- Dimensions: 120 x 64 x 32mm
- ADR Compliance
- Side Marker: 45/01



## COMPACT LED MARKER SM62 SERIES

**051034 RED/AMBER**

**051035 AMBER**

**051036 RED**

**051037 CLEAR**

The Compact LED Marker series is a low profile LED marker with a highly contoured design for seamless integration with modern vehicle styles. Designed for reliability and performance this range of markers provides ADR compliant solutions for front end outline, rear position, supplementary indicator and side marker functions. Can be fitted easily where space is limited. With slimline smart clip mounting, the clip base is invisible when the lamp is installed which makes a perfect lamp to vehicle match and professional finish.

### FEATURES

- Low profile LED marker
- Highly aesthetic optics
- Slimline design
- Invisible Smart Clip™ mounting
- Fully ADR compliant

### SPECIFICATIONS

- Applications: Trucks, Rigid Bodies, Buses & Coaches, Trailers, Custom Builds
- Functions: Side Marker - Red / Amber, Amber
- Clearance Marker - Clear, Red
- Voltage: 9-33V DC Varivolt®
- Wattage: 0.4W - all functions
- Mounting: Invisible Smart Clip™
- Materials: Polycarbonate Lens ABS Body
- Environmental: IP67 Hermetically Sealed
- Cable Length: 0.5M Standard
- Dimensions: 57 x 35 x 21mm



## LED MARKER LAMPS SM65 SERIES

**051038 RED/AMBER**

**051039 RED LED**

**051040 AMBER LED**

**051041 CLEAR LED**

65 LED series markers are designed for applications where high performance and reliability is required. With wide angle optics and extended base design, this series delivers maximum visibility in applications where multiple markers are installed.

Providing a compliant solution for front end outline, rear position, supplementary indicator and side marker functions. These markers also feature a robust Smartclip™ base which is contoured to protect the main lens and LED module from extreme conditions.

The 65 LED series is built for heavy duty use and suited to OEM and commercial vehicle applications & renovators.

### FEATURES

- Heavy duty LED marker
- High visibility design
- Protective base
- Smart Clip™ mounting
- Fully ADR compliant

### SPECIFICATIONS

- Applications: Trucks, Rigid Bodies, Buses & Coaches, Trailers, Custom Builds
- Functions: Front Clearance Marker
- Side Marker
- Rear Position
- Voltage: 9-33V DC Varivolt®
- Wattage: 0.4W - all functions
- Mounting: Smart Clip™
- Materials: Polycarbonate Lens ABS Body
- Environmental: IP67 Hermetically Sealed
- Cable Length: 0.5M Standard
- Dimensions: 60 x 38 x 32mm



## LED MARKER LAMPS 60 SERIES

**051031 RED**

**051032 AMBER**

**051033 CLEAR**

The Perei 60 Series LED lamps are a versatile heavy duty marker designed for performance and reliability. The 60 series provides a complete styled marker solution for forward, side and rear marker / repeater functions and feature intelligent angled optics providing maximum safety and compliance while matching modern vehicle style. The low profile compact design allows for a wide range of fitting applications where space is limited. An innovative mounting system uses Smart Clip™ module and base design for secure fitting. Suited to OEM and commercial applications.

### FEATURES

- Heavy duty marker solution
- Intelligent optics for maximum safety and compliance
- Secure Smart Clip™ mounting
- Fully ADR compliant

### SPECIFICATIONS

- Applications: Trucks, Rigid Bodies, Bus & Coach, Trailers, Custom Builds
- Functions: Front End Outline
- Side Marker - Exterior Cabin
- Side Marker: Rear Position
- ABS Warning
- Voltage: 9-33V DC Varivolt®
- Wattage: All Functions: 0.36W @12V
- Mounting: Smart Clip™
- Materials: High Impact PMMA Lens ABS Body
- Environmental: IP67 Hermetically Sealed
- Cable Length: 3.0M
- Dimensions: 70 x 41 x 23mm



## LED MARKER LAMPS SM8 SERIES

**051028 SIDE MARKER AMBER**

**044151 FRONT MARKER WHITE**

**044152 REAR MARKER RED**

The new SM8 LED Series markers are designed for the direct replacement of it's previous incandescent models. The SM8 series is made for heavy duty use which features a high impact acrylic lens and strong ABS base, and is suited to OEM and commercial vehicle applications.

Perfect for upgrading existing incandescent versions to LED.

### FEATURES

- 9-33 Volt DC integrated circuitry
- Clip mount
- Retro-fit same incandescent style lamp series
- 0.5m Cable
- Fully ADR compliant

### SPECIFICATIONS

- Applications: Caravans, Trailers, Boat trailers, Light trucks
- Voltage: 9-33V DC Varivolt®
- Functions: Front Clearance Marker: Clear
- Side Marker: Amber
- Rear Position Marker: Red
- Wattage: 0.8W - all functions
- Mounting: Clip mount
- Materials: High impact acrylic lens
- Environmental: IP67 Hermetically Sealed
- Cable Length: 0.5M Standard
- Dimensions: 90 x 50 x 22mm



## LED COMBO LAMP 9 - 33V 0.5 LEAD 190 SERIES

**051008**

Featuring free form optics in a smart slim line design the CRL190LED series are robust multifunction lamps that can be mounted in areas where space is limited. The lamps use Varivolt® 10-30V circuit technology and incorporate stop, tail, indicator, reverse and reflector functions providing an all in one solution. The high output SMD LED technology together with the smart optic design enables these lamps to comply with all the above functions with their slim line dimensions. Excellent for mine bars, trailer / ute lamps or commercial / industrial applications.

### FEATURES

- Slim line design - multifunction
- Free form optics
- Surface mounting
- Retrofit applications
- Fully ADR compliant

### SPECIFICATIONS

- Applications: Minebars, Vehicles, Forklifts, Light Trucks, Trucks
- Functions: Stop / Rear Position / Direction Indicator / Reverse / Reflector
- Voltage: 9-33V DC Varivolt®
- Wattage
  - Rear Direction: 1.5W@12V
  - Rear Position: 0.5W@12V
  - Stop Lamp: 2.5W@12V
  - Reverse: 2.0W@12V
- Mounting: Surface Mount
- Materials: Polycarbonate Lens ABS Body
- Environmental: IP67 Hermetically Sealed
- Cable Length: 0.4M Standard
- Dimensions: 191 x 49 x 28mm
- Sold singly





## COMBINATION LED TAIL LAMP 280 SERIES

### 051009

The Combination LED Tail Lamp is the next generation in multifunction rear combination signal lamps. Delivering highly styled optics and unique lens design, this lamp provides a fully compliant rear lighting solution for stop, rear position, direction indicator, reverse and reflector functions. Constructed with a polycarbonate lens and heavy duty smart clip base with multiple mounting points, the CRL280 LED series is designed for high reliability and performance and well suited to OEM and commercial vehicle applications.

#### FEATURES

- Full function LED combination lamp
- Highly styled optical design
- All in one solution for rear lighting
- Heavy duty Smart Clip™ base
- Fully ADR compliant

#### SPECIFICATIONS

- Applications: Trucks, Rigid Bodies, Buses & Coaches, Trailers, Custom Builds
- Functions: Stop / Rear Position / Direction Indicator / Reverse / Reflector
- Voltage: 9-33V DC Varivolt®
- Wattage
  - Stop Lamp: 3W
  - Rear Position: 0.5W
  - Direction Indicator: 3W
  - Reverse: 2.5W
- Mounting: Heavy duty Smart Clip™ base
- Materials: Polycarbonate Lens ABS Body
- Environmental: IP67 Hermetically Sealed
- Cable Length: 0.5M
- Dimensions: 284 x 100 x 37mm
- Sold singly



## SLIMLINE COMBO LED LAMP 360 SERIES

### 051022 STOP/TAIL/INDICATOR - BLACK BASE

### 051023 STOP/TAIL/INDICATOR - CHROME BASE

### 051024 STOP/TAIL/REVERSE - BLACK BASE

### 051025 STOP/TAIL/REVERSE - CHROME BASE

### 051026 STOP/TAIL ONLY - BLACK BASE

### 051027 STOP/TAIL ONLY - CHROME BASE

Designed with a smart and modern slimline look, the Slimline Combo LED Lamps are a robust multifunction lamp that can be mounted in areas where space is limited.

Featured 10 - 33 Varivolt® DC integrated circuitry technology, incorporating stop, tail, indicator and reverse functions providing an all in one rear signal solution.

The Series is fully ADR compliant, making it the complete package, perfectly suited to OEM and commercial vehicle applications.

#### FEATURES

- Slim line design - multifunctions
- 10 - 30 Varivolt
- Surface mounting
- Available in Black or Chrome Base
- Fully ADR compliant

#### SPECIFICATIONS

- Applications: Caravans & RV, Light Trucks & Trailers, Utes, Custom Builds
- Functions: Stop / Tail / Indicator / Reverse Functions
- Voltage: 10-30V DC Varivolt®
- Wattage: Stop: 3W / Tail: 0.3W / Indicator: 1.5W / Reverse: 1.5W
- Mounting: Surface mount, Screw on
- Materials: Polycarbonate Lens ABS Body
- Environmental: IP67 Hermetically Sealed
- Cable Length: 0.5M
- Dimensions: 400 x 46 x 17mm - single lights
- Dimensions: 400 x 82 x 17mm - combination lights



## TWIN COMBINATION LED HEAVY DUTY 405 SERIES

### 051010

The Twin Combination LED lamp deliver quality, performance and durability for heavy duty applications. Featuring high visibility optics and modular design, the lamp can be customised to suit stop / rear position / direction indicator and reverse functions as required. Each module also incorporates an integrated reflector providing a complete compliant rear signalling solution. Constructed with ultra strong polycarbonate lenses with enhanced chemical protection, high reliability optics and toughened ABS base the heavy duty lamp series is designed to handle the toughest of conditions under constant operation. Suited to OEM and commercial vehicle applications.

#### FEATURES

- Heavy duty rear Jumbo lamp
- Modular design with security caps
- Integrated reflectors
- Slimline profile
- Fully ADR compliant

#### SPECIFICATIONS

- Applications: Trucks, Rigid Bodies, Buses & Coaches, Trailers, Custom Builds
- Functions: Stop / Rear Position / Direction Indicator / Reflector
- Voltage: 9-33V DC Varivolt®
- Wattage
  - Stop: 3W
  - Rear Position: 0.4W
  - Indicator: 3W
- Mounting: Rear Bolt Mount
- Materials: Polycarbonate Lens ABS Body / Modular heavy duty ABS base
- Environmental: IP67
- Cable Length: 0.5M
- Dimensions: 405 x 131 x 40mm
- Black base
- Sold singly



## TRIPLE COMBINATION LED HEAVY DUTY 605 SERIES

### 051011 STOP / TAIL / INDICATOR

### 051012 STOP / TAIL / INDICATOR / REVERSE

The Triple Combination LED Heavy Duty lamps deliver quality, performance and durability for heavy duty applications. Featuring high visibility optics and modular design, the series can be customised to suit stop / rear position / direction indicator and reverse functions as required. Each module also incorporates an integrated reflector providing a complete compliant rear signalling solution. Constructed with ultra strong polycarbonate lenses with enhanced chemical protection, high reliability optics and toughened ABS base the LED series is designed to handle the toughest of conditions under constant operation. Suited to OEM and commercial vehicle applications.

#### FEATURES

- Heavy duty rear Jumbo lamp
- Modular design with security caps
- Integrated reflectors
- Slimline profile
- Fully ADR compliant

#### SPECIFICATIONS

- Applications: Trucks, Rigid Bodies, Buses & Coaches, Trailers, Custom Builds
- Functions: Stop / Rear Position / Direction Indicator / Reflector
- Voltage: 9-33V DC Varivolt®
- Wattage
  - Stop: 3W
  - Rear Position: 0.4W
  - Indicator: 3W
  - Reverse: 2.5W
- Mounting: Rear Bolt Mount
- Materials: Polycarbonate Lens ABS Body / Modular heavy duty ABS base
- Environmental: IP67
- Cable Length: 0.5M
- Dimensions: 601 x 131 x 42mm
- Black base
- Sold singly

## LED COMBO TRAILER LAMP LH/RH 120 SERIES

### 051004


The Trailer Lamp is a durable combination LED lamp designed to provide an all in one solution for rear lighting signaling applications. Featuring 12 high reliability LEDs the advanced optics provide full form signal illumination™ for increased safety and awareness. The low profile body makes this lamp a perfect fit for many OE and retrofit applications.

#### FEATURES

- 12 LED FFSI™ technology
- Low profile dimensions to suit multiple applications
- Simple quick mounting design
- Integrated reflex reflector
- E Marked

#### SPECIFICATIONS

- Applications: Trailers, Boat Trailers, Caravans, Light Trucks
- Functions: Stop / Tail / Indicator / Reflector
- Voltage: 10-30V DC Varivolt® Wattage:
  - Rear Direction: 1.5W@12V
  - Rear Position: 0.25W@12V
  - Stop Lamp: 1.5W@12V
- Mounting: Stud Mount
- Materials: High Impact PMMA Lens ABS Body
- Environmental: IP67 Hermetically Sealed
- Cable Length: 0.5M
- Dimensions: 150 x 80 x 30mm
- Sold as a pair (L/H & R/H)





## LED COMBO TRAILER LAMP LH/RH 20 SERIES

### 051005

The LED Combo Trailer Lamp is the next advancement in automotive LED lighting technology. Incorporating stop / tail / indicator / lic plate and reflector functions for an all in one package. This modern design with unique lens pattern, produces a high quality finish for rear lighting requirements.

The low profile body makes this lamp a perfect fit for many OE and retro-fit applications.

#### FEATURES

- Highly aesthetic lens design
- Low profile dimensions to suit multiple applications
- Simple quick mounting design
- Integrated reflex reflector
- Fully ADR compliant

#### SPECIFICATIONS

- Applications: Minebars, Vehicles, Forklifts, Light Trucks, Trucks
- Functions: Stop / Tail / Indicator / License plate (on one) / Reflector
- Voltage: 9-33V DC Varivolt®
- Wattage:
  - Rear Direction: 1.0W@12V
  - Rear Position: 0.2W@12V
  - Stop Lamp: 1.0W@12V
  - License Plate: 0.6W@12V
- Mounting: Surface mount
- Materials: Polycarbonate Lens ABS Body
- Environmental: IP67 Hermetically Sealed
- Cable Length: 0.5M Standard
- Dimensions: 100 x 100 x 30mm
- Sold as a pair (L/H & R/H)



## LED COMBO LAMP 10-30V 9M LEAD 14 SERIES

### 051006 LEFT HAND

### 051007 RIGHT HAND WITH LICENSE PLATE LAMP

The LED Combo Lamp is the next advancement in automotive LED lighting technology. Incorporating stop / tail / indicator and reflector functions all in one package, this modern design and unique lens pattern produces a high quality finish for rear lighting requirements. The low profile body makes this lamp a perfect fit for many OE and retrofit applications.

#### FEATURES

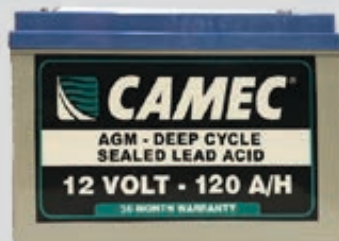
- Highly aesthetic lens design
- Low profile dimensions to suit multiple applications
- Simple quick mounting design
- Integrated reflex reflector
- Fully ADR compliant

#### SPECIFICATIONS

- Applications: Trailers, Boat Trailer, Caravans, Light Trucks
- Functions: Stop / Tail / Indicator / License plate (on 051007) / Reflector
- Voltage: 10-30V DC Varivolt®
- Wattage:
  - Rear Direction: 1.2W@12V
  - Rear Position: 0.17W@12V
  - Stop Lamp: 1.2W@12V
- Mounting: Stud mount
- Materials: Polycarbonate Lens ABS Body
- Environmental: IP67 Hermetically Sealed
- Cable Length: 9 meters
- Dimensions: 100 x 100 x 30mm



# BATTERIES



## CAMEC SEALED LEAD ACID BATTERIES

**042885 100AH**

**043165 120AH**

Perfect for use with CAMEC Solar Panels, Sealed Lead Acid (SLA) Absorbed Glass Mat (AGM) batteries are ideal for RV and marine use. They are completely sealed and can be stored at any angle with great vibration resistance, making them ideal for 4 x 4 use as well. The tough and high quality ABS housing will last for decades without aging or deforming keeping your battery in perfect condition. High purity, thick lead-calcium alloy plates ensure a long design lifespan of up to 8 years and the quality copper-silver terminals have a small contact resistance and high corrosion resistance.

### FEATURES

- Now 36 month warranty
- 100% sealed
- Maintenance free

### SPECIFICATIONS

100AH AGM BATTERY

- Nominal Capacity: 100Ah @ 20hr rate FV(1.75V/cell)
- Operating Temp Range: Charge 0 to 40°C
- Discharge: -20 to 50°C
- Storage: -20 to 40°C
- Dimensions: 306mm(l) x 210mm(h) x 169mm(d)
- Weight: 27.8kg

### SPECIFICATIONS

120AH AGM BATTERY

- Nominal Capacity: 120Ah @ 20hr rate FV (1.80V/cell)
- Operating Temp Range: Charge -10°C to 40°C
- Discharge: -20°C to 50°C
- Storage: -20°C to 40°C
- Dimensions: 332mm(l) x 217mm(h) x 172mm(d)
- Weight: 31kg

## CAMEC 120AH SLIM AGM BATTERY

**044771**

### FEATURES

- Front terminals make installation, maintenance and supervision easy
- Shield design protects terminals from short circuit
- Unique vent valve design, reducing water loss and prevent air/spark from entering
- 36 month warranty



### SPECIFICATIONS

- Nominal voltage: 12v
- Nominal capacity: 120Ah @ 20 hour rate FV (1.8V/cell)
- Approximate weight: 31.0kg (68.34lbs)
- Terminals: (M8 female thread) x2
- Internal resistance:  $\leq 3.5 \Omega$  (fully charged)
- Maximum discharge current: 1200A (5 sec)
- Maximum charge current: 25A
- Operating temperature range: Charge: -10°C~40°C (14°F~104°F), Discharge: -20°C~50°C (4°F~122°F), Storage: -15°C~40°C (5°F~104°F)
- Self discharge 3% of capacity declined per month at 25°C
- Dimensions battery: 395mmL x 110mmW x 285mmH
- Dimensions terminal: 16mm dia x 6mmH x 8mm hole dia



## BATTERY BOX STANDARD WITH LID & STRAP

**000336**

High quality, lightweight, black polypropylene, vented battery box impervious to battery acids. Sturdy carry handles, two vents and lid with recesses to allow cable entry. Supplied with webbing tie down strap, screws and securing brackets.

### SPECIFICATIONS

- Internal Dimensions: 275mm(l) x 200mm(h) x 180mm(d)



## BATTERY BOX LARGE WITH LID & STRAP

**000338**

High quality, lightweight black polypropylene vented battery box impervious to battery acids. Sturdy carry handles, two vents and lid with recesses to allow cable entry. Supplied with webbing tie down strap, screws and securing brackets.

### SPECIFICATIONS

- Internal Dimensions: 375mm(l) x 200mm(h) x 185mm(d)
- Suits 042885 100 A/hr battery or 043165 120 A/hr battery



## BATTERY BOX WITH MULTIPLE OUTPUTS

050718

### FEATURES

- Strong ABS with flame-retardant rating UL94 V-0
- Multiple port types allow you to connect a range of devices
- Easily connect a DC/DC charger or solar panel to charge the battery, or use a VSR to charge directly from crank battery (not supplied)
- Can be used to jump start vehicles (175A Anderson jumper cable set is an optional extra)
- All ports are recessed into the body to reduce likelihood of damage
- Easily see battery status with large digital display

### SPECIFICATIONS

- Materials: ABS UL94 V-0
- Box dimensions: 455mm (l) x 240mm (w) x 330mm (h)
- Max. battery dimensions: 350mm (l) x 175mm (w) x 220mm (h)
- Max. battery weight: 35.0kg
- Max. battery capacity: 130Ah
- Suitable battery types: Deep cycle (Lithium, AGM, Calcium, Wet, Gel)
- Charge method: AC charger, solar panel, DC-DC charger or VSR(optional)
- Ports: 1 x dual USB output, 2 x cigarette plug outputs, 1 x 50A VSR input (optional, black Anderson plug), 3 x 50A Anderson plug inputs/outputs, 1 x 175A Anderson plug output



## BATTERY HOLD DOWN CLAMP 7IN

004160



## BATTERY BOX STRAP

000337

1372mm long

# SOLAR



## CAMEC 100W SOLAR PANEL 12V

044045

### SPECIFICATIONS

- Dimensions 664 x 1006 x 35mm
- Size of Solar Cell 156 x 156mm
- Max Power Output (Pm) 100 Watt
- Output Tolerance  $\pm 5\%$
- Open Circuit Voltage (Voc) 25.5V
- Short Circuit Current (Isc) 6.18A
- Working Current (Imp) 5.81A
- Working Voltage (Vmp) 17.2V
- Type of Output Terminal Junction Box
- Testing Conditions AM1.5, 1000W/m<sup>2</sup>, 25°C
- Weight 7.5kg
- MC4 Plugs No

## CAMEC 150W SOLAR PANEL 12V

044046

### SPECIFICATIONS

- Dimensions 664 x 1460 x 35mm
- Size of Solar Cell 156x156mm
- Max Power Output (Pm) 150 Watt
- Output Tolerance  $\pm 5\%$
- Open Circuit Voltage (Voc) 22.4V
- Short Circuit Current (Isc) 8.66A
- Working Current (Imp) 8.31A
- Working Voltage (Vmp) 18.1V
- Type of Output Terminal Junction Box
- Testing Conditions AM1.5, 1000W/m<sup>2</sup>, 25°C
- Weight 10.6kg
- MC4 Plugs Yes



## CAMEC FOLDING SOLAR PANELS WITH EXCLUSIVE 15A REGULATOR - 100 WATT

044047

### SPECIFICATIONS

- Dimensions Open: 1052 x 664 x 35mm
- Dimensions Folded: 524 x 644 x 75mm
- Size of Solar Cell: 156 x 156mm
- Max Power Output (Pm): 100 Watt
- Output Tolerance:  $\pm 5\%$
- Open Circuit Voltage (Voc): 22.5V
- Short Circuit Current (Isc): 6.18A
- Working Current (Imp): 5.62A
- Working Voltage (Vmp): 17.8V
- Type of Output Terminal: Junction Box
- Testing Conditions: AM1.5, 1000W/m<sup>2</sup>, 25°C
- Weight: 10.0kg

## CAMEC FOLDING SOLAR PANELS WITH EXCLUSIVE 15A REGULATOR - 120 WATT

044048

### SPECIFICATIONS

- Dimensions Open: 1266 x 664 x 35mm
- Dimensions Folded: 631 x 644 x 75mm
- Size of Solar Cell: 156 x 156mm
- Max Power Output (Pm): 120 Watt
- Output Tolerance:  $\pm 5\%$
- Open Circuit Voltage (Voc): 21.60V
- Short Circuit Current (Isc): 7.08A
- Working Current (Imp): 6.8A
- Working Voltage (Vmp): 17.60V
- Type of Output Terminal: Junction Box
- Testing Conditions: AM1.5, 1000W/m<sup>2</sup>, 25°C
- Weight: 12.0kg

## CAMEC FOLDING SOLAR PANELS WITH EXCLUSIVE 15A REGULATOR - 160 WATT

044049

### SPECIFICATIONS

- Dimensions Open: 1332 x 758 x 35mm
- Dimensions Folded: 664 x 758 x 75mm
- Size of Solar Cell: 156 x 156mm
- Max Power Output (Pm): 160 Watt
- Output Tolerance:  $\pm 5\%$
- Open Circuit Voltage (Voc): 22.30V
- Short Circuit Current (Isc): 9.19A
- Working Current (Imp): 8.88A
- Working Voltage (Vmp): 18.0V
- Type of Output Terminal: Junction Box
- Testing Conditions: AM1.5, 1000W/m<sup>2</sup>, 25°C
- Weight: 14.0kg

### FEATURES

- All folding solar panels come with a carry bag & strap
- Each panel has approx. 5m power lead with Anderson plug fitted
- Also includes Anderson plug to alligator clips adaptor



## SOLAR CHARGE REGULATOR

050731 30A

### FEATURES

- Built-in industrial micro controller
- Big LCD display, all adjustable parameter
- Full 3-stage PWM charge management
- Built-in short-circuit protection, open-circuit protection, reverse protection, over-load protection
- Dual MOSFET Reverse current protection, low heat protection

### SPECIFICATIONS

- Rated AMP: 30AMP
- Charging Voltage: 14.6V
- Low-Voltage Disconnect: 10.7V
- Low-Voltage Reconnect: 12.6V
- USB Output: 5V/2A
- Standby Lost: <10mA
- Working Temp: -35 +60C
- Size: 133 x 70 x 33mm
- Weight: 150g



## SOLAR JUNCTION BOX DOUBLE

050990

Usually, at some point the solar power cables need to enter into the caravan or boat and down to the battery area. To avoid making unsightly and potentially leaky cable entries, you can use this neat product and drill out your cable entry point, and then cover it over giving you two fully waterproof gland cable entries that look neat and purpose built. IP67 cable glands included.

### SPECIFICATIONS

- Length: 120mm
- Width: 90mm
- Height: 40mm
- Mounting Method: Screw Down Bracket



## SOLAR CHARGE REGULATOR 15 AMP

042470

Solar Charge Regulators are able to handle charge and discharge from a 12V battery and provide over-charging/discharging, and overload protection. Designed to keep the solar system at an ideal working level by deploying the latest microcomputer-chip technology intelligence control with pulse width modulation (PWM) charging circuitry for higher efficiency.

### SPECIFICATIONS

- Max solar input current 15A
- Max solar input voltage 22V
- PWM charging



## CAMEC SOLAR PANEL CABLE KIT 2 PIECE

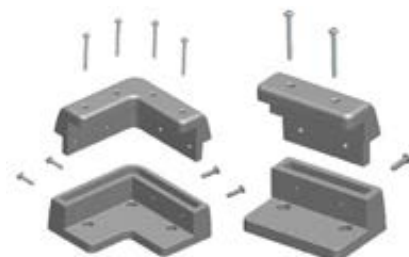
040437

This cable kit consists of a 3 metre +- lead and +- splitter enabling you to link two folding panels together for greater output.



## SOLAR CABLES

- 050865 6MM X 3M
- 050866 6MM X 5M
- 050867 6MM X 10M
- 050868 SOLAR CONNECTOR PAIR



## CAMEC SOLAR PANEL MOUNTING KIT 4 CORNER AND 2 SIDE BRACKETS

040436

For solar panels of all sizes with thicknesses up to 40mm. Secure to any surface - caravan, motorhome, boat, flat roof by adhesive or screw. Increases air flow and reduces panel temperature, reducing power loss. Each bracket comes in two sections - the base is first added to your roof at the correct location. The panel sits onto the these brackets, then the top bracket slides into the base bracket and is screwed in place. Locking screws can be placed from the top where your panel is less than 40mm thick.

# CONNECTORS, SOCKETS & SWITCHES



## CIRCUIT BREAKER 12V 20 AMP

036737

Circuit Breaker 12V,24V 20Amp. 12Volt circuit breaker. 20amp. These automatically reset after they cool down.

### FEATURES

- Base is 50mm x 16mm with holes at 40mm centres.
- Total height from base to largest pole is 35mm.



## CIRCUIT BREAKER 30AMP 12V

004347

Circuit Breaker 16V-24V 30Amp 12Volt circuit breaker. These automatically reset after they cool down.



## CIRCUIT BREAKER 12V 15A

035751

### SPECIFICATIONS

- 15amp



## BRITAX CIGARETTE LIGHTER PLUG

035836

Universal cigarette lighter plug that will also plug into a "merit" style accessory socket when end ferrule is removed.



## BATTERY CONTROL KIT 12V & 24V 100A

050862

Fool proof dual battery kit. DIY kit to allow charging of second battery from car alternator.



## RELAY VOLTAGE DUAL SENSOR 140A

005054

Allows the unit to sense the voltage of both batteries between which it is connected.

### SPECIFICATIONS

- Digital Voltage Sensing Relay (DVSR)
- Charges engine starting battery before combining auxiliary battery for charging
- Simple 3 wire connection
- Multi volt 12 & 24V
- Engages at 13.2 VDC
- Disengages at 12.7 VDC



## VOLTAGE CONTROL RELAY 12

050861 - 160AMP

If your good times involve hardcore adventuring and long-haul off road journeys, you know you need a durable and reliable dual battery system. And your dual battery system needs a tough brick of a VCR so you can get from Bega to Bamaga, and everywhere in between, with complete peace of mind. Baintech's 160 amp VCR does the job!

It's powerful (160 amp continuous operation); it's tough (IP68 waterproof, fully self contained and dust proof); and it's versatile (can even start your 4WD from your auxiliary battery). From running your electric winch, to keeping your 12v fridge icy cold and maintaining your auxiliary battery to take over when you need it, the voltage control relay is designed to help power up the toughest, bumpiest, wettest, most power consuming adventures. To top it off, the voltage control relay is virtually foolproof to DIY install and conveniently sized to neatly fit into engine bays. It's the 4WDer's dream VCR.



## POWER HARNESS FRONT BATTERY

050158

### FEATURES

- Provides a 50A power supply through an Anderson style plug connection
- Suitable for powering large appliances such as 12V fridges
- The 50A supply can also provide enough power to charge auxiliary batteries



**12V ACCESSORY PLUG****004172**

Non-corrosive. Screws apart for fast, simple wire connection with screw terminals. No soldering required. Allows marine lights, etc. to be easily converted to convenient cigarette plug attachment.

**SPECIFICATIONS**

- 12-24V up to 16A

**ACCESSORY PLASTIC PLUG & SCREW****004176**

"Merit" style male plug.

**FIXED POLARITY SQ SURFACE SOCKET****004186**

T style surface mount socket 15A 2 pin polarized for use in 12V to 32V applications.

**SPECIFICATIONS**

- White

**FIXED POLARITY PLUG CLEAR 32V/15A****004187**

T style plug 15A 2 pin polarized for use in 12V to 32V applications.

**FIXED POLARITY SOCKET CLEAR 32V/15A****004188**

T style cord extension socket 15A 2 pin polarized for use in 12V to 32V applications.

**2 PIN 20A INLINE PLUG AND SOCKET****004266**

Generally the centre pin is used for active/ positive. The flexible rubber boot can be trimmed to allow larger wire.

**FEATURES**

- 2 pin unmounted

**2 PIN 20AMP FLUSH MOUNT PLUG & SOCKET****004270**

Easy to connect, no solder required.

**FEATURES**

- One side can be flush mounted. Comes as a set with plug and socket - to connect 2 polarised wires. These are the same as used on the older plugs for Chescold Fridges.

**B76 4 PIN 35AMP PLUG****004274**

Same as the 7 pin flat plug used on many caravans and trailers but with just 4 heavy duty pins.

**SPECIFICATIONS**

- 35amp
- B76 - 4 pin plug

**B77 4 PIN 35AMP SOCKET****004275**

These are the same size as the 7 flat sockets used at the rear of many cars - but accept just 4 heavy duty pins. (see 004274)

**12-PIN FLAT PLASTIC VAN PLUG****004920 CLAM SHELL PACKED****004921 LOOSE**

This plug allows for the trailer / caravan to connect to the car which has a 12 pin socket.

**SPECIFICATIONS**

- 2 rows of pins
- 7 pins rated at 20A
- 5 pin rated at 35A

**12-PIN FLAT PLASTIC CAR SOCKET****004922 LOOSE****004923 CLAM SHELL PACKED****SPECIFICATIONS**

- Car socket to accept 12 pin trailer plug (004920/004921)
- Supplied loose

**BRITAX TRAILER PLUG****036739 7 PIN FLAT**

This is the plug that goes on the trailer or caravan to connect indicator lights / electric brakes etc.

**FEATURES**

- ADR approved AS4177.5
- Tough ABS housings with nickel plated brass terminals

**12 PIN FLAT TRAILER SOCKET AL ALLOY METAL****043638 FEMALE SOCKET (CAR)****043639 MALE SOCKET (TRAILER)**

12 pin flat metal trailer plug & socket.

**FEATURES**

- Heavy duty durable alloy
- Circuits engraved into outer casing
- Stainless steel Phillips head screws
- Spring loaded dustproof cover protecting pins
- Saddle device to secure wiring

**SPECIFICATIONS**

- 5 pins rated at 35amps at 12V
- 7 pins rated at 15amps at 12V
- Suitable for 12V and 24V applications

**7 PIN FLAT TRAILER SOCKET AL ALLOY METAL****043636 FEMALE SOCKET****043637 MALE SOCKET**

Heavy duty 7 pin flat metal trailer plug & socket.

**FEATURES**

- Heavy duty durable alloy
- Circuits engraved into outer casing
- Stainless steel Phillips head screws
- Spring loaded dustproof cover protecting pins
- Saddle device to secure wiring

**SPECIFICATIONS**

- 7 pins rated at 15amps at 12V
- Suitable for 12V and 24V applications



### 7-PIN LARGE ROUND PLASTIC VAN PLUG

004897

#### SPECIFICATIONS

- Trailer side large round 7 pin plug
- Each pin rated at 30A 12V




### 7-PIN LARGE ROUND METAL VAN PLUG

004900

#### SPECIFICATIONS

- Trailer side large round 7 pin plug
- Each pin rated at 30A 12V



### 7-PIN SMALL ROUND METAL CAR SOCKET

004911

#### SPECIFICATIONS

- Car side small 7 pin socket
- Each pin rated at 15A 12V
- Accepts both plastic and metal small 7 pin trailer plugs



### 7-PIN SMALL ROUND METAL VAN PLUG

004909

#### SPECIFICATIONS

- Trailer side small round 7 pin plug
- Each pin rated at 15A 12V



### 7-PIN LARGE ROUND METAL CAR SOCKET

004901

#### SPECIFICATIONS

- Carside large 7 pin socket
- Each pin rated at 30A 12V
- Suits 004897/004900



### 7-PIN LARGE ROUND PLASTIC CAR SOCKET

004914

#### SPECIFICATIONS

- ABS plastic
- Car side
- Accepts large 7 pin round trailer plug 004897/004900



### 7 PIN FLAT AND ANDERSON PLUG CONNECTOR

051091

- All-in-one trailer socket with 7 Pin Flat & 50A Anderson style connector with Nite-lite and Reed switch
- Designed for camper trailers and caravans requiring high current power to the trailer
- The reed switch deactivates the reverse sensor while the trailer is connected



### 12 PIN SOCKET AND ANDERSON PLUG CONNECTOR

051092

- All-in-one trailer socket with 12 Pin Flat & 50A Anderson style connector with Nite-lite and Reed switch
- Designed for camper trailers and caravans requiring high current power to the trailer
- The reed switch deactivates the reverse sensor while the trailer is connected



### 7-PIN FLAT CAR SOCKET

004917 SOLD LOOSE

004918 RETAIL PACKED

The 7 pin flat socket is mounted to car and will accept the 7 pin flat trailer plug. These style connectors are made by a number of manufactures and each type can be used together, they are not brand specific.

#### FEATURES

- Manufactured to comply with Australian standards
- Durable design with proven history
- Premium materials



### ARK 7 PIN TRAILER PLUG FLAT

035824

7 quick assembly flat trailer plug (includes magnet). These connectors are made by a number of manufactures, but will fit into each brand provided the style is the same.

#### FEATURES

- Magnetises to trailer when not in use
- Avoids damage to plug
- Brass terminals
- Superior quality

#### SPECIFICATIONS

- FP87



### ARK 7 PIN CAR TO 7PIN VAN FLAT

035828

Ark 7 Pin round Car To 7 Pin Flat trailer. This a 7 pin plug from a caravan or trailer and allows it to connect to a car with a 7 pin round (small) socket.



### ARK 7 PIN FLAT TO 7 PIN ROUND VAN

035830

Allows trailer plug conversion from 7 pin flat cart to 7 pin large round trailer.



### CABLE 7-CORE SHEATH 7/7.32 X MTR

004137

- Common wiring used for trailers and vans
- Suitable for all 7 pin connectors



## 7-PIN SMALL ROUND LED TRAILER PLUG

004928

In-built Circuit Tester to individually test power through each circuit of your wiring.



## 7-PIN FLAT LED TRAILER

004930 PLUG

These plugs and sockets feature a built-in circuit tester delivering an easy way to ensure each pin is wired and functioning correctly. To operate, simply press the switch on the housing of the plug or socket while connected to the vehicle and apply park, brake and indicators. Each LED should illuminate to indicate a successful power connection.

A switch has been built into the KT LED Trailer Plug and Socket to allow the user the option to turn the LED lighting on or off to prevent distractions to other motorists. It is recommended that the LEDs be turned off after checking electrical circuits.

### FEATURES

- Inbuilt LED circuit tester
- 7 pin flat trailer socket – LED
- 15A at 12V
- Threaded screw cap



## ROUND 7 PIN LARGE CAR - 7 PIN SMALL VAN CONNECTOR

004938

### FEATURES

- 7 pin large round car to 7 pin small round van



## 7 PIN LARGE CAR X 7 PIN FLAT VAN

004951

### FEATURES

- 7 pin large round car to 7 pin flat van



## 7 PIN FLAT CAR X 7 PIN LARGE VAN

004953

### FEATURES

- 7 pin flat car to 7 pin large round van



## 7 PIN FLAT CAR X 7 PIN SMALL VAN

004955

### FEATURES

- Car 7 Pin flat connector to 7 Pin small van



## SWITCH ROCKER 12V 30A WITH LED LIGHT

005007

### SPECIFICATIONS

- 30amp
- Red LED light



## SWITCH ROCKER 12V 16AMP

005008 BLACK

005012 RED ILLUMINATED



## TOGGLE SWITCH METAL 12V 20A

005034

### SPECIFICATIONS

- Single pole, single throw
- Silver contacts
- Screw terminals
- 12.5mm mount opening required



## EXTENSION SOCKETS

005105 CLEAR SOCKET 15A

005107 10A ORANGE TOP PLUG

005108 15A CLEAR TOP PLUG

Cord extension plugs and sockets for ordinary duty 3 core flexible cords.



## CAMEC 15A EXTENSION LEAD

042887 17M

042888 22M

### SPECIFICATIONS

- Extra value
- 2 metres longer than other brands
- Safety LED illuminated socket
- 15A large blade earth pin



## ELECTRICAL LEAD STORAGE BAG

040559

Holds up to 20m electrical lead.



## CAMPRITE ELECTRICAL LEAD STORAGE BAG

051526



## MULTI-REEL LARGE & COMPACT

043265 LARGE REEL

005313 COMPACT REEL

### SPECIFICATIONS - LARGE

- Ready for your power lead or other uses.
- 37 cm diameter
- 44 cm including handle
- 8 cm deep
- 0.9 kg when empty
- Approx. 30m power cord capacity

### SPECIFICATIONS - COMPACT

- 34cm diameter including handle
- 6.5cm deep
- 0.6kg when empty. Holds approx 15m power cord



### EXTENSION LEAD JOINING COVER WEATHER PROOF

005112

Weatherproof threaded coupling, impact resistant.

#### SPECIFICATIONS

- Diameter: 66mm



### SWITCH PLATE 1 GANG 31 WHITE

005199

Universal dimmer switch plate with 1 gang.

#### SPECIFICATIONS

- Suits 005225 switch mechanism
- 72mm x 32mm
- 55mm screw fixing centres



### SWITCH SINGLE DEEP WHITE DOUBLE POLE 240V (30DD)

005233

Single mechanism, deep plate, double pole switch.

#### FEATURES

- Deep plate

#### SPECIFICATIONS

- Double pole
- Dimensions: 78mm(h) x 36mm(w)
- 240V
- 10amp
- White



### POWER POINT SINGLE WHITE SHALLOW CLIPSAL 15D

005200

Single switched sockets with shallow plate.

#### SPECIFICATIONS

- Dimensions: 115mm x 73mm
- 240V
- Double pole
- White



### POWER POINT SINGLE WHITE DEEP CLIPSAL 15DD

005202

Single switched socket with deep large plate.

#### FEATURES

- Deep plate

#### SPECIFICATIONS

- Dimensions: 115mm x 73mm x 33mm
- 240V
- Double Pole
- White



### POWER POINT DOUBLE SHALLOW WHITE CLIPSAL 25D

005209

Double switched sockets with shallow plate.

#### FEATURES

- Shallow plate

#### SPECIFICATIONS

- Dimensions: 115mm x 73mm
- 240V
- Double pole
- White



### POWER POINT DEEP MOUNTING BLOCK WHITE CLIPSAL 449A

005212

Suits all Clipsal standard pattern power points.



### SWITCH SINGLE DEEP HPM DOUBLE POLE 240V (1A770PWE)

005237

Single mechanism, deep plate, double pole, switch.

#### SPECIFICATIONS

- 240V
- Double pole
- White
- 81 x 34 x 21 mm

### WHITE DOUBLE POLE SWITCH 10AMP 035757

Single mechanism, double pole switch.

#### FEATURES

- Shallow plate

#### SPECIFICATIONS

- Dimension: 78mm(h) x 36mm(w)
- 10A
- 240V
- White



### POWER POINT SINGLE HPM DEEP 1/788P

005214

Double pole switched socket with plate.

#### SPECIFICATIONS

- HPM, deep plate
- Single
- White
- 81mm x 81mm x 32mm



### POWER POINT DOUBLE HPM WHITE

005216

- 2 x double pole switched sockets with deep plate
- 132mm x 81mm x 32mm



### SWITCH MECHANISM WHITE DOUBLE POLE 30MD

005225

Replacement single mechanism.

#### SPECIFICATIONS

- 10A
- Double pole
- White



**240V DOUBLE POLE POWER POINT****051118 RETAIL PACK**

AC input 250V 10amp.

**12V TO 5V OVAL USB PORTS****051119 TWIN USB PORTS**

Ideal for charging phones, tablets. Designed for use in RVs.

**SPECIFICATIONS**

- 12 volt input
- 2x 5V output (2.1A)

**CAMEC 12V 50A ANDERSON STYLE PLUG****044653 GREY****SPECIFICATIONS**

- Great for RV's, 4WD, boating, camping and more!
- 6AWG cable size (up to 13.3 sq mm)
- Contacts can be crimped or soldered
- Impact resistant polycarbonate housing

**SWITCH BATTERY ISOLATOR 4 POS****051057****SPECIFICATIONS**

- 69mm x 69mm x 74mm

**FEATURES**

- Compact battery isolator switch 4 position for dual batteries
- Surface mounted with slide-out cable entry panels
- Switching positions (off / 1 / 1&2 / 2)
- 1000A @ 12V for 30 seconds
- 500A @ 24V for 30 seconds
- 250A @ 50V for 30 seconds
- 300A @ 12V continuous load maximum
- 150A @ 24V continuous load maximum
- 75A @ 50V continuous load maximum
- Mounting screws supplied
- 1 year warranty

**BATTERY SWITCH MINI ON/OFF****051059****SPECIFICATIONS**

- 45mm diameter
- Removable knob for safety and security

**FEATURES**

- Robust weather resistant battery switch, features brass terminals and heavy-duty plastic construction making it ideal for marine and automotive applications
- East turn knob
- 1000A @ 12V for 5 seconds
- 500A @ 24V for 5 seconds
- 100A @ 12V continuous load maximum
- 50A @ 24V continuous load maximum
- Mounting screws supplied
- 2 position features - On / Off
- 1 year warranty

**ANDERSON PLUG 50A****050855 BLUE****050856 RED**

Never mix leads again with these colour coded Anderson plug ends.

**ANDERSON PLUG BOOT COVER****050858**

Keeps dust and dirt out of the Anderson plug



# GLOBES & FUSES



## BEP 6 WAY FUSE HOLDER (SCREW TERMINALS WITH COVER)

034511

BEP 6 way fuse holder with screw terminal cover.

### FEATURES

- Clip on cover with label positions for each fuse
- Position for spare fuses
- Clear polycarbonate cover

### SPECIFICATIONS

- Maximum per circuit: 30A
- Maximum per block: 100A



## FUSE BLADE TYPE AF 10A

004312

Fuse blade 19mm wide with 2mm of insulation.

### SPECIFICATIONS

- Pack of 5
- 10A



## FUSE BLADE TYPE 15 AMP (5)

004315

### SPECIFICATIONS

- Pack of 5
- 15A



## FESTOON GLOBES

### 12V 2 PACK

- 004797 - 3W 8MM X 28MM
- 004804 - 5W 11MM X 36MM
- 004810 - 10W 10MM X 31MM
- 004822 - 21W 15MM X 41MM

### 12V 10 PACK

- 004795 - 3W 8MM X 28MM
- 004802 - 5W 11MM X 36MM
- 004805 - 5W 11MM X 41MM
- 004808 - 10W 10MM X 36MM
- 004815 - 18W 15MM X 41MM
- 004820 - 21W 25MM X 41MM



## FUSE BOX & COVER 4WAY BLADE

004331

Blade fuse box with transparent cover, gasket and terminals.

### FEATURES

- 4 blade



## FUSE BOX & COVER 6WAY BLADE

004333

Current draw: 30amp

Size: 100L x 37H x 45W



## FUSE HOLDER INLINE BLADE & WIRE

004330

Current draw: 30amp



## LED MR16 12V GLOBE

038821

- 30 LEDs



## 12V LED GLOBE MR16

040713

LED MR16 replacement globe for any MR16 holder

### FEATURES

- More durable than halogen bulbs
- Vibration proof design
- Easy installation, just plug into a standard MR16 holder

### SPECIFICATIONS

- Dimension: 50mm(l) x 49.8mm(h) x 50mm(w)
- Operating Voltage: 12V



## FUSE BOX 8 WAY 25A 12V BLADE FUSE

004338

Blade fuse box.

### FEATURES

- Single power in
- 8 blade
- 80 x 86 x 21
- 25A rating per circuit at 12V
- 150A max per block



**GLOBE SINGLE CONTACT 4W  
12V/10**

**004798**

**SPECIFICATIONS**

- Commonly used on license plate lamps
- Pack of 10



**GLOBE S/CONTACT 12V 4W/2  
004801**

Globes, Single Contact, 12V 4W, Pack of 2.



**GLOBE WEDGE 12V 21CP 15  
X 35MM**

**004834 2 PACK  
004833 10 PACK**

Cool White

**SPECIFICATIONS**

- 21CP 15mm wide



**GLOBE SINGLE CONTACT 21W  
12V/10**

**004847 12V 21W**

**SPECIFICATIONS**

- 10 per box



**GLOBE SINGLE CONTACT 21W  
12V**

**004849**

12V 21W

**SPECIFICATIONS**

- 2 pack



**GLOBE DOUBLE CONTACT 21/5W  
12V/10**

**004854**

**SPECIFICATIONS**

- 10 per box
- 12V 21-5W Offset Pins



**GLOBE D/CONTACT 21/5W  
12V/2**

**004856**

**SPECIFICATIONS**

- 2 pack



**GLOBE HALOGEN G4 12V 5W  
004870**



**GLOBE HALOGEN G4 12V 8W  
004872**



**12 LEDs SMD G4 COOL WHITE  
SIDE PIN**

**040714**

LED, cool white, 12 LEDs, SMD G4 side pin.

Replaces G4 halogen globe for brighter/more economical lighting.



**12LEDs SMD G4 IN COOL WHITE  
BACK PIN**

**040715**

LED cool white, 12 LEDs, SMD G4 back pin.

Replaces G4 halogen globe for brighter/more efficient lighting.



**LED 42 ROUND REPLACEMENT  
GLOBE**

**040596**

This LED light is designed to replace a traditional 2D fluorescent lamp.

**FEATURES**

- Anti vibration design
- Instant start, no flickering
- Innovative LED technology for cool lighting source - avoid lens distortion caused by high temperature

**SPECIFICATIONS**

- Dimensions: 140mm diameter
- 42 super bright 5050 LED chips
- Operating Voltage: 12V DC



**CAMEC LED G4 TOWER 9 LED  
12V COOL WHITE**

**040172**

These LEDs are a perfect replacement G4 style globes.

**FEATURES**

- In-built with 9 super bright SMD chips
- Easy installation with a standard G4 connector

**SPECIFICATIONS**

- Dimensions: 9.9mm(l) x 32.3mm(h) x 10.7mm(w)
- Light Output: 180LM
- Supply Voltage: 12V DC



### 6 LED G4 BACK 12V COOL WHITE 040178

This back pin LED is ideally suited to halogen down light globe replacement. LED 6 piece 12V G4 back cool white.

#### FEATURES

- 6 Cool white super bright LEDs
- Low heat, high efficiency
- Up to 50,000 hours life - never replace a down light globe again!

#### SPECIFICATIONS

- Dimensions: 35mm Diameter
- Light Output: 120LM
- Operating Voltage: 12V



### G4 SIDE 6 LED 12V COOL WHITE 040173

LED G4 bulb, 6 LEDs, 12V, 1.8W.

#### FEATURES

- Easy installation with a standard G4 connector
- More durable compared to halogen bulbs

#### SPECIFICATIONS

- Dimensions: 35mm(l) x 5mm(h) x 35mm(w)
- 120 degrees flat angle illumination
- Supply Voltage: 12V
- Wattage: 1.8 and 180LM



### FESTOON 9 LED 42MM 12V COOL WHITE

#### 040174


LED Globe Replacement festoon 9 LED, 12V, cool white, suitable for fog lights, daytime running lights and dome light lamp pathway lights.

#### FEATURES

- Easy to install
- Long service life
- Low power of consumption

#### SPECIFICATIONS

- Dimensions: 16.55mm(l) x 8.4mm(h) x 42mm(w)
- Supply Voltage: 12V



### FESTOON 9 LED 39MM 12V COOL WHITE

#### 040175

LED Globe Replacement festoon 9 LED cool white 12V, suitable for fog lights, daytime running lights and dome light lamp pathway lights.

#### FEATURES

- Long service life
- Easy to install
- Low power consumption

#### SPECIFICATIONS

- Dimensions: 16.55mm(l) x 8.4mm(h) x 39mm(w)



### BAYONET 27 LED SINGLE CONTACT 12V COOL WHITE 040176

LED bulb that will replace 12V lighting units that use the BA15S single contact parallel pin.

#### FEATURES

- Low heat rating, which reduces lens distortion and provides direction illumination

#### SPECIFICATIONS

- Dimensions: 20mm(l) x 49mm(h) x 20mm(w)
- Operating Voltage: 12V DC
- 2.7W
- Parallel pin
- Connector: Single with 360 degree lighting angle



### BAYONET 27 LED DOUBLE CONTACT 12V COOL WHITE 040177

LED bulb that will replace 12V lighting units that use the BA15D double contact parallel pin, 360 degrees.

#### FEATURES

- Low heat rating, which reduces lens distortion
- Vibration proof design

#### SPECIFICATIONS

- Dimensions: 20mm(l) x 49mm(h) x 20mm(w)
- Operating Voltage: 12V DC
- 2.7W
- Parallel pin



### T10 13 LED 12V COOL WHITE 040171

LED replacement globes, T10 13 LEDs 12V cool white.

#### FEATURES

- 150 lumens
- 360 degree lighting angle

#### SPECIFICATIONS

- Dimensions: 10mm(l) x 43.2mm(h) x 10mm(w)
- 1.8W
- Used to replace wedge style filament globes



### T10 REPLACEMENT 18 LED 040815

#### SPECIFICATIONS

- LED replacement globe T10 cool white
- Ideal replacement for older "wedge" type filament globe
- 55mm(l) x 27mm(w) x 6mm(d)
- 210LM

# INTERIOR & EXTERIOR LIGHTING



## CEILING LIGHT

039829

LED square light with 60 white LEDs and 6 blue LEDs that can be used as a night light.



## NARVA 87640 LED DOWN LIGHT

039943

### SPECIFICATIONS

- 10-30V courtesy lamp
- Switches on/off by pushing the face
- Flush mount or surface mount using provided spacer



## CAMEC LED SQUARE CRYSTAL TOUCH LIGHT 4 SECTION

040310

Camec LED square crystal light, 4 section complete with touch button.

### FEATURES

- Four phase button switch to adjust the light between blue, daylight med and maximum
- Highly polished metalized reflector for consistent and optimum interior illumination
- Frosted internally for glare reduction
- Caps provided to cover screws, leaving a clean finish after installation

### SPECIFICATIONS

- Dimension: 180mm(l) x 13mm(h) x 180mm(w)
- Operating Voltage: 12V DC
- 120 degree flat angle illumination



## CAMEC LED SQUARE CRYSTAL TOUCH LIGHT 2 SECTION

040311

Camec LED square crystal light, 2 section complete with touch button.

### FEATURES

- Four phase button switch to adjust the light between blue, daylight med and maximum light distribution
- Highly polished metalized reflector for consistent and optimum interior illumination
- Frosted internally for glare reduction
- Caps provided to cover screws, leaving a clean finish after installation

### SPECIFICATIONS

- Dimensions: 220mm(l) x 13mm(h) x 90mm(w)
- Operating Voltage: 12V DC
- 120 degrees flat angle light illumination



## CAMEC LED SQUARE CRYSTAL TOUCH LIGHT

040312

### FEATURES

- With on/off button
- Highly polished metalized reflector for consistent and optimum interior illumination
- Frosted internally for glare reduction
- Caps provided to cover screws, leaving a clean finish after installation

### SPECIFICATIONS

- Dimensions: 90mm(l) x 13mm(h) x 90mm(w)
- Operating Voltage: 12V DC
- 120 degrees flat angle light illumination



## FRILIGHT CIRRO INTERIOR HALOGEN LIGHT 12V

004445

### FEATURES

- Surface mounted
- 10W halogen globe
- Switch

### SPECIFICATIONS

- 12V
- White with opaque lens
- Dimensions: 250mm(l) x 48mm(h) x 250mm(w)



## CAMEC 12V 24 LED 70MM RECESSED DOWN LIGHT

040712

Super bright, stylish LED down light suitable for all types of interior applications.

### FEATURES

- 24 cool white LEDs
- Low heat, high efficiency
- Up to 50,000 hours life - never replace a down light globe again!

### SPECIFICATIONS

- Mounting Hole Diameter 53.5mm
- Mounting Depth: 11mm
- Dimensions: 70mm(l) x 16mm(h) x 70mm(w)
- Light Output: 240LM
- Operating Voltage: 12V



## LED INTERIOR LIGHT BUILT IN ON/OFF SWITCH

051049 25.5W 675LM ROUND 3 BRIGHTNESS SETTINGS 130MM(W) X 18.5MM(H)

051053 4.4W 186LM 130MM X 54MM X 12MM

051054 11.6W 518LM 300MM X 54MM X 12MM

051055 26.8W 794LM 600MM X 54MM X 12MM

The new Whitevision Series interior light features high grade SMD L.E.D technology to provide powerful interior illumination in a compact low profile design, combined with in-built On/Off touch switch and smart surface mount design makes this light ideal for a wide variety of vehicle interior applications.

### SPECIFICATIONS

- Applications: Trucks, Heavy Trailers, Trailers, Caravans
- Functions: Interior Illumination
- Voltage: 10-30V
- Mounting: Smart Surface Mount
- Material: Polycarbonate lens, ADC12 Aluminium Housing
- Environmental: IP67



### CAMEC LED GRAB HANDLE WITH BLUE NIGHT LIGHT FUNCTION

041478 CHROME

041479 BLACK

041480 WHITE

Features stylish ergonomic handle design for easy grip that is salt water and UV protected. Includes 42 LED cool white illumination lights, soft blue LED night light, glow in the dark switch and optional output to activate a step light. Available in 3 finishes. Direct replacement for Bargman style handle lights.

#### FEATURES

- Press switch to activate the blue light options. Blue night light, main white LED, optional step light or to turn on/off
- Press and hold the switch when the blue night light is on to turn it off without turning on the main white light
- Stylish ergonomic handle design for easy grip
- Salt water and UV protected
- Convenient 42 LED cool white illumination light
- Soft blue night light
- Glow in the dark switch cover for easy location of the handle at night
- Switch 12V output for an optional step light (not supplied)
- NOTE: The switched output is negative

#### SPECIFICATIONS

- Dimensions: 144mm(l) x 46mm(h) x 222mm(w)
- Wiring Colours: Red (+) 12V, Black (-) 12V
- White Switched (-) 12V for Step Light output
- Wattage: 3.5W
- 12V DC Operation
- Extrudes approximately 28mm from external van wall



### EXTERIOR PORCH LIGHT WITH SWITCH 12V

004514

#### FEATURES

- Rugged design

#### SPECIFICATIONS

- Dimensions: 148mm(l) x 87mm(h) x 64mm(d)



### EXTERIOR LIGHT ANNEX CLEAR LENS NO SWITCH 12V

004515

Waterproof recessed light 12V with clear lens.

#### SPECIFICATIONS

- Dimensions: 150mm(l) x 88mm(h) x 55mm(d)
- No switch



### NARVA INTERIOR ROOF LIGHT AND SWITCH 12V

004388



### LIGHT ANNEX CLEAR LENS ONLY

004517

Clear lens only.  
130 x 50mm  
Replacement for 004515/004516.



### 12V TURN STRIP LIGHT

034342

#### FEATURES

- Switch

#### SPECIFICATIONS

- 12V
- 30 LEDs
- 20Amp
- 180° turntable



### CEILING LIGHT 60 LED WHITE RECTANGLE 12V

039838

#### FEATURES

- 372mm(w) x 136mm(h) x 30mm(d)



### FRILIGHT COMET EYEBALL WITH SWITCH FACE FIX 10W - WHITE 12V

004494

Surface mounted halogen eyeball light with switch. Clear lens and 10W globe.

#### SPECIFICATIONS

- Dimensions: 33mm(h)
- 100mm diameter



### EXTERIOR LIGHT ANNEX WITH SWITCH 12V

004516

12V Annexe Light Clear Lens, with switch.

#### SPECIFICATIONS

- Dimensions Length 150mm x 88mm x 55mm
- Hole centres 100mm x 45mm





### CAMEC BARGMAN REPLACEMENT LENS

**041806**

Suitable for Bargman grab handles.

#### FEATURES

- UV protected
- Suitable for 3061-115/120 Bargman Grab Handles
- 107mm(l) x 52mm(w)



### CAMEC GRAB HANDLE REPLACEMENT LENS UV

**041807**

Camec Grab handle replacement lens.

#### FEATURES

- UV protected
- Used to replace the lens on the previous Camec grab handle (non-LED version)
- 107mm(l) x 57mm(w)
- Embossed with the word "Camec" at the top



### CAMEC GRAB HANDLE REPLACEMENT LENS

**042706**

Replacement Lens for 041478, 041479 and 041480.



### LIGHT SINGLE CEILING OPAL 12V

**004526**

Milky lens.



### JACK CONNECTION - WHITE

**004530**

12V Removable bed light Jack socket. These suit the 12V lights.

#### FEATURES

- They are sold separate for those wishing to have more than one possible location for the light. They are hardwired to the 12v power supply and the lights can be connected when required.

#### SPECIFICATIONS

- They measure 60mm dia at the base and extend 35mm.
- Suit Jack Diameter of 6mm x 30mm.



### LIGHT DUEL INTERNAL DOME AND SWITCH 2 X 18W 12V

**004549**

Dual interior dome light with off/on rocker switch. Bright, wide-angle light output 2 x 21CP (16W) globes.

#### FEATURES

- Pre-wired and surface mounted
- 12V globes included



### LIGHT TUBE 8W FLUORESCENT

**004555**

300mm long. 16mm diameter.



### LIGHT FLURO TUBE 13W

**004560**

#### SPECIFICATIONS

- 516.9mm (l) excluding pins x 16mm diameter
- 13 Watt



### LIGHT FLURO TUBE 15W

**004561**

#### SPECIFICATIONS

- 12V 15W
- 430mm (not including pins) x 22mm wide
- Cool White
- 850 Lumens



### KNOB LIGHT GLASS PLASTIC

**005171**

Replacement knob for 12/240V Oyster Light.



### BAYONET HOLDER 12VOLT

**005179**

Accepts BA15D bulbs or LEDs.

Double contact.



### WHITE PLAST SHROUD SUIT TC LAMP

**005182**

These fit the older oyster lights.

**SLIM DOWN LIGHT SILVER 12V****051013****FEATURES**

- Ideal use in all interior and exterior marine, caravan, motorhome and camper trailer applications. Most commonly used for cockpit lighting and down lighting in small areas
- Surface mount
- 12 x Super bright LEDs with a light output comparable to a 15-20 watt halogen
- Tinned wires
- Waterproof rating of IP66
- No switch
- 1 year warranty

**SPECIFICATIONS**

- Amps: 0.4A
- LED Colour: Cool White
- Frame Colour: Silver
- Diameter: 83mm
- Depth: 12mm
- Switch: Required
- Volts: 12V
- Lumens: 480
- Watts: 4.8W

**LED INTERIOR LIGHT 12/24V****051014****FEATURES**

- Ultra slim
- Ideal for use in all interior marine, caravan, motorhome and camper trailer applications
- Polycarbonate lens
- 60 Powerful SMD LEDs
- Decorative bezel to hide the mounting fixtures
- Surface mount
- Waterproof rating of IP66
- Touch on/dim/off switch
- Memory function recalls last setting when centrally switched
- 1 year warranty

**SPECIFICATIONS**

- Length: 220mm
- Width: 100mm
- Amps: 0.26
- LED Colour: White
- Frame Colour: White
- LED Qty: 60
- Depth: 13mm
- Volts: 12V/24V
- Lumens: 216
- Watts: 3.12

**LED ROUND INT. 130MM (TOUCH)****051015 WHITE****051016 WHITE/RED****FEATURES**

- Ideal for RV's and Caravans
- Dimmable
- ABS housing
- Sealed ESD protected LEDs
- 3 touch settings
- 051015: Touch on  
Touch dim  
Touch off
- 051016: Touch on  
Touch red  
Touch off
- Surface mount
- Waterproof rating of IP66
- LED lifespan of 50,000 hours
- 130mm tinned wires
- Includes 1x silver and 1x white trim for choice of finish
- 1 year warranty

**SPECIFICATIONS**

- Diameter: 130mm
- Depth: 11mm
- LED Qty: 42
- Volts: 12V/24V
- Watts: 3
- Amps: 0.25 Amps / 0.15 Amps

**LED MULTI PURPOSE STEP LIGHT****051017 BLUE****051018 COOL WHITE****FEATURES**

- Bright and durable surface mount suitable for a variety of indoor and outdoor applications
- 3 x Taiwanese 3535 LED chips comparable to a 10 watt halogen
- LEDs are sealed in polycarbonate
- 304G stainless steel frame
- Waterproof rating of IP68
- Rated at 50000 hours
- Suitable for underwater use

**SPECIFICATIONS**

- 5 year warranty
- Length: 79mm
- Width: 22.5mm
- Amps: 0.15
- LED Colour: Blue 051017, LED Colour white: 051018
- Volts: 12V
- Lumens: 100
- Watts: 1.8

**LED FLEX SPOTLIGHT 12 LEDs****035641**

Ideal bedside light.

**FEATURES**

- Flexible

**SPECIFICATIONS**

- 12V
- 12 LEDs
- 0.7W

**LED HANDLE LIGHT****034100****FEATURES**

- Chrome plated ends
- Waterproof suitable for outside use
- Clear acrylic handle with bubble effect
- Lights up blue when turned on
- Needs to be wired in
- No switch

**LED READING LAMP 12V WITH SWITCH****051020 500MM****051021 460MM****FEATURES**

- Ideal for use in all smaller interior marine, caravan, motorhome and camper trailer applications. Most commonly used for bed head lighting in camper trailers
- 12 x super bright 5630 SMD LEDs
- Waterproof rating of IP66
- Flexi neck enabling it to be put in almost any position required
- Horizontal and vertical mounting
- Mini rocker switch
- 1 year warranty

**SPECIFICATIONS**

- Amps: 0.16
- LED Colour: Cool White
- LED Qty: 12
- Volts: 12V
- Lumens: 192
- Watts: 1.92





### FRILIGHT MINI SPOT WHITE

044470

Adjustable LED light for wall or under shelf mounting.

#### SPECIFICATIONS

- Lumens: 124
- Height: 90mm
- Width: 60mm
- Depth: 85-120mm
- Base Dimensions: 75mm x 40mm
- With switch



### LED FLEX READING LAMP 12V

035640

Ideal bedside light.

#### FEATURES

- 12V
- Flexible
- Switch

#### SPECIFICATIONS

- 9 LEDs
- Overall height from base to tip of lens is 140mm
- Base 45mm



### 10" ROUND 24 LED LIGHT 12/24V

044080

#### SPECIFICATIONS

- Warm white
- Opaque plastic lens
- Internal use only
- With switch



### LIGHT METEOR GOLD MR16 10W

038160

#### SPECIFICATIONS

- Gold finish
- With switch
- Supplied with MR16 halogen bulb

## POWER 12V



### VOLTMETER 8-16V

005049 BULK

Features expanded scale face. Colour coded for easy reading. Recessed mounting.

#### SPECIFICATIONS

- Dimensions: 108mm(l) x 108mm(h) x 56mm(d)



### CIRCUIT BREAKER PANEL BEP 12V 4 SWITCH 20A

004350

#### SPECIFICATIONS

- 47mm(d)
- 20amp



### 150A WATT METER

050864

Simple to connect: simply plug your regulated solar source to the 'source' side of the watt meter, and your battery/load to the 'Load' Anderson connector. Once connected and power is flowing through, the watt meter will give you real time readings of:

- Current (Amps/A)
- Voltage (Volts/V)
- Power (Watts/W)

#### SPECIFICATIONS

- Operating Voltage : 4.8 – 60V DC
- Measures 0-150amp
- The Watt Meter is designed for systems using less than 60 V and carrying currents up to 130amp
- Weight : 82g
- Display : 16X2 backlit LCD display



### SINGLE CONTOUR SWITCH BLACK VERTICAL 12V

005024

Vertical on/off. Labels included.

#### SPECIFICATIONS

- Single switch
- Black
- 10A max



### SWITCH 12V - 10IN OYSTER LIGHT

005178

These small switches are used for 12V lights only.

#### SPECIFICATIONS

Dimensions: (L)25mm x (W)15mm x (H)30mm



### CONTROL PANEL 6 WAY - BULK TRAVELLER

005043

Supplied with ATC fuses accessible from front Cover. Square dimensions allow for modular mounting. Includes label sheet, LED on each switch, matching trim conceals and mounting screws.

#### SPECIFICATIONS

- Dimensions: 108mm(l) x 108mm(h) x 36mm(d)
- 6 switch, fused panel

**DUAL USB SOCKET BLACK 4.8****050850**

Dual Universal USB socket  
 Rated input DC: 12V/24V  
 Output: 5V/4.8A total  
 Suitable for charging tablets and smart phones.

**FEATURES**

- Durable – socket you can trust not to break
- Robust – strong end plate design and UV stabilised PVC housing
- Safe – sockets that prevent shorting and fires
- Improved – new terminal designed to avoid short circuits
- With tinned copper inserts
- Allowing you to charge your modern devices easily on the go
- 2 x 2.4A

**DUAL USB SOCKET WHITE 4.2A****050851****SPECIFICATIONS**

- 2 x Universal USB socket 2.1A ea
- Rated input: 10 – 20V DC
- Suitable for charging tablets and smart phones
- The Baintech white USB is perfect for caravans and camper trailers
- Output DC 5V/4.2A total

**FLUSH MOUNT CIGARETTE SOCKET****050847 BLACK****050848 WHITE**

Single standard cigarette lighter socket, with surface mount plate, suitable for a range of appliances.

**FEATURES**

- Ciga socket
- Black flush mount or white
- C/W PVC surface mounting plate
- Designed for heavy duty use

**SURF MOUNT CIGARETTE SOCKET WHITE****050852****SPECIFICATIONS**

- White Ciga Socket
- White Surface Mount
- C/W PVC housing
- Designed for heavy duty use
- Rated: 0-36V DC/15amp max load

**SURF MOUNT DOUBLE SOCKET****050853 MERIT + CIGARETTE SOCKET****050854 CIGA + UNIVERSAL USB SOCKET**

The all-in-one convenient housing keeps your plugs tidy and uses quality UV stabilised PVC so that it lasts for years to come. And like all products from the Power Systems Experts, the Double Socket is safe, designed to prevent shorting and fires for your peace of mind.

**12V DC VOLTMETER****050859**

LED DC voltmeter is capable of monitoring the voltage of your vehicle's battery or electrical system. The voltage of a battery will let you know the usable power you have left and therefore it will give you an indication of run time remaining for your appliances.

- 12v DC Voltmeter
- DC 12v output
- LED indication
- Recess mount

**12V CIG SOCKET SURFACE MNT****004171**

Mounted inside a UV stabilised black box for surface mounting.

**12V CIG SOCKET RECESS MOUNTING****004170**

Suits 12-24V up to 16A.

# POWER 240V



## EXTERNAL POWER "OLD STYLE" OUTLET 15 AMP

035756

Includes foam seal.



## RCD/MCB 240V 16A BREAKER ONLY

005099

### SPECIFICATIONS

- Safety switch circuit breaker
- Combination RCD MCB
- 2 module double pole
- 4.5KA
- 16amp
- 30mA tripping current



## POWER INLET NEW STYLE BLACK

044789

Designed to be fitted to caravans, motorhomes and campers, this 15amp inlet is used to bring 240V power into the RV.

### FEATURES

- Spring-loaded weatherproof flap
- Raised inlet allows use with power leads with weatherproof flange
- Includes rear foam seal

### SPECIFICATIONS

- Dimensions (mm): 80(w) x 110(h)
- IP34 Rating (with plug inserted)
- Colour: Black
- Depending on wall thickness you may also need a backing plate



## POWER INLET WHITE "O/S" FLAP ONLY

005188

Clipsal power inlet, 15amp, Replacement lid, pre 2006.

### FEATURES

- Includes flap, plus spring and foam seal.



## POWER OUTLET NEW STYLE 10A

005198 WHITE

Compatible with new extension cords with a shroud as required by Australian Standards.

### FEATURES

- Inlet connection complete with waterproof flap and sealing gasket

### SPECIFICATIONS

- 10A
- Dimensions (cover): 80mm(w) x 100mm(h)
- Recess (into the wall): 35mm at the centre
- Used to take power out of RV
- IP34 rated



## EXTERNAL POWER OUTLET - 10AMP

005156 BLACK

Power Outlet, Clipsal, 10amp, Weatherproof lid, BLACK. Used to TAKE 240V power FROM an RV.

### FEATURES

- These outlets allow the flap to stay closed when the extension cord is inserted. Comes with a rear foam seal, backing plate and screw caps. This is a different size from older style and should only be used in new applications.



## OLD STYLE SPACER BLOCK WHITE

005190

Power Inlet / Outlet backing plate, Pre-2006, CLIPSAL. These are required when the RV wall thickness will not fully accommodate the rear section of the power inlet or outlet. They simply give extra space.

### FEATURES

- This style is suitable only for the OLD STYLE inlets and outlets, by CLIPSAL (Pre 2006)

### SPECIFICATIONS

- 13mm thick



## SPACER BLOCK TO SUIT NEW STYLE INLET/OUTLET

005194

### SPECIFICATIONS

- White
- Suits 005193 and 005198.



## POWER INLET NEW STYLE WHITE

005193

Power Inlet, Clipsal, 15amp, Weatherproof lid, WHITE. Used to bring 240V power into the RV.

### SPECIFICATIONS

- They cover 80mm wide x 100mm
- Recess into the wall 35mm at the centre
- Spacer block can be used on outside to reduce depth inside part 005194





## AMPHIBIAN 15A SURGE PROTECTOR

050120

Amfibian's S1000DX is the complete surge protection package. Designed specifically for caravans, it offers 1000 joule surge protection, is weatherproof and has a unique outlet tester which warns if plugging into incorrectly wired outlets. Because the S1000DX sits outside your van it protects your whole van, including inverters, battery chargers, tv's, fridges and laptops.

And, whilst a miniature circuit breaker (MCB) and a residual current device (RCD) will protect against overloads and electrocution, they will not protect against power surges. These are caused by distant lightning strikes, power outages and generators running out of fuel.

Most campground cover, product warranties and caravan insurance specifically exclude damage from power surges but with the Amfibian S1000DX complete surge protection package you will always be covered.

### SPECIFICATIONS

- 240V 50Hz 15A 3600W
- 0.8m supply cable
- 1000 Joule protection
- Hanging hook
- Loop for security/locking attachments
- Meets AS/NZS 3120:2011
- IP55 Weatherproof
- Made in Australia

Legally and safely allows your 15A RV power lead to connect to a 10A (domestic) power point.\*  
\*10A maximum allowable output when used



## AMPHIBIAN RV-02 MAX 240 VOLT 15 AMP-10 AMP ADAPTOR RCD

039929

Safe and legal connection of a 15A load such as a caravan or other RV to a standard 10A supply when a 15A circuit is unavailable.

### FEATURES

- Rugged water resistant design for outdoor use and travel
- Overload and earth leakage (RCD) protection
- Safely connect your 15A device eg. caravan, to domestic outlets
- Cleat to secure outlet lead from accidental disconnections
- 1.8m connection lead flip out hook for hanging
- Clear lids for easy inspection
- Made in Australia
- Designed for Australian conditions

### SPECIFICATIONS

- Dimensions: 415mm(l) x 170mm(h) x 110mm(d)
- Overload protection to 10A included
- Suits 9mm diameter extensions cords
- Larger diameter will require some filing of plastic
- Includes Residual Current Device (RCD)

## AMPHIBIAN MINI 15A TO 10A POWER ADAPTOR WITH RCD AND OVERLOAD

042424

Safely and legally connect any 15A device such as an RV or heavy duty power tool (eg welder) to a domestic 10A socket. The Amfibian MINI will cut the power if more than 10A is drawn and also has an in-built Residual Current Device (RCD) which protects against accidental electrocution. The Amfibian is IP33 rated, but for a fully waterproof solution for RV use, we recommend the Amfibian MAX (Part no. 039929).

### FEATURES

- Designed and made in Australia
- Full Australian standards approved
- IP33 Indoor use recommended

## AMPHIBIAN RV-PLUS 15A TO 10A CARAVAN POWER ADAPTOR

043975

The weatherproof Amfibian RV-PLUS is a dedicated 15A to 10A power adaptor for travellers. It safely and legally connects 15A caravans, RVs, motorhomes and camper trailers to 10A powerpoints. Designed and made in Australia, this tough and compact product eliminates the need for illegally modified 15A leads when plugging in at home.

### FEATURES

- 240V 10A 2400W overload protection
- RCD for personal protection
- Certified to comply with AS/NZS-3190 and AS/NZS-3011
- IP55 weather and dust proof
- Power indicator light in socket

# GENERATORS

Westinghouse digital inverter generators offer you the ultimate in portable power convenience. Lightweight, fuel efficient and quiet, their mains-quality electrical output can safely power all of your sensitive electronic equipment. They're an essential part of your gear for caravanning and camping and also great for home as a back up power supply. 2 year warranty

### Digital Inverter Generator Technology

The pure sine wave power output from Westinghouse digital inverter generators is produced in a three-step computer controlled process, unlike standard generators that use the raw power output from a hardwired alternator. And whereas standard generators run constantly at full speed, inverter generators operate more efficiently by varying their engine speed according to the electrical power demand.



### Application Guide

Westinghouse digital inverter generators can individually power most electrical appliances, electrical equipment, power tools and lights that are normally plugged into a standard 240 volt socket.



**WESTINGHOUSE IGEN 1200 DIGITAL INVERTER GENERATOR**  
050094

Running Watts: 1000  
Starting Watts: 1200



**WESTINGHOUSE IGEN 2500 DIGITAL INVERTER GENERATOR**  
050096

Running Watts: 2200  
Starting Watts: 2500



**WESTINGHOUSE IGEN 4500S DIGITAL INVERTER GENERATOR**  
050097

Running Watts: 3700  
Starting Watts: 4500



**WESTINGHOUSE 2400 CLASSIC DIGITAL INVERTER GENERATOR**  
050084

Running Watts: 2100  
Starting Watts: 2400



PART NO.	MODEL	MAX OUTPUT KVA	ENGINE SIZE CC	FUEL TANK LITRES	MAX RUNTIME HOURS	MIN NOISE DB(A)	DRY WEIGHT KG
050094	IGEN 1200	1.2	54	2.8	15	52	15
050096	IGEN 2500	2.5	98	4.3	17	52	21.5
050097	IGEN 4500S	4.5	224	13.5	24	52	49.5
050084	2400I CLASSIC	2.4	79	5	24	52	20

# WIRING



## BUS BAR - 6 WAY - 2 STUD 75A

005060

4mm stainless steel screws for captured wiring connections. 6mm input stud. Tin plated brass. Main Bus 50 amp. Insulated mounting base.

### SPECIFICATIONS

- 6 way
- 2 stud



## BUS BAR COVER NEGATIVE 6 WAY

038308

6 way bus bar cover.



## AUTO WIRE 6MM TWIN

035820 SOLD PER METRE

004129 30M ROLL

Sold per metre or 30m roll.

### SPECIFICATIONS

- Bulk 30m roll
- Twin 6mm wire



## CABLE 2 CORE SHEATH

004131 6MM X100M ROLL

004124 4MM X100M ROLL



## CORRUGATED SPLIT TUBE

004147 10MM X10M

004150 13MM X10M

Corrugated tubing offers the ideal solution for keeping lengths of cable neatly and professionally organised. Provides protection from abrasion, punctures, vibration as well as automotive fluids and high operating temperatures.

### SPECIFICATIONS

- Length 10m
- Black

# CHARGERS & INVERTERS



## HIDDEN WIRELESS CHARGER

050816

Engineered to be installed under the surface of a bench in your caravan, leaving the top surface un-cluttered, provides additional bench space and did we mention no charging cables? This innovative new product can be installed under tables, cabinets, consoles or work tops, working directly with 12/24V system.

### FEATURES

- The world's first 12/24V wireless waterproof Qi™ certified charger
- UV stable
- High friction non-slip pad
- Marine grade materials
- ROKK wireless is designed to work with most slimline phone cases up to 5mm
- Foreign object detection system (will only recognize and charge phones with Qi charging capabilities)

### SPECIFICATIONS

- Input voltage range : 10-30V DC (12/24V system)
- Input current max: 1.5A
- Output power: 5W (5V, 1A)
- Standby current draw: < 0.03W
- Waterproof rating: IPX6 front and back

## BATTERY CHARGER 7000/12 CTEK

003789

The CTEK MXS 7.0 Battery Charger is perfect for charging the larger batteries that you find in RVs, boats caravans and cars.

The CTEK MXS 7.0 Battery Charger is a fully automatic 8-step charger that delivers 7A to 12V batteries from 14-150Ah and is also suitable for maintenance charging up to 225Ah. It includes battery diagnosis to establish whether your battery can receive and retain a charge, a special Recond mode for restoring and reconditioning stratified and deeply discharged batteries, a winter program for charging in cold weather and an AGM battery option. The MXS 7.0 can even be used as a power supply source for 12V equipment up to 7A.

### FEATURES

- Fully automatic 'connect and forget' charging
- AGM, Normal and Recond programs
- Charges batteries up to 150Ah
- Power supply for 12V equipment up to 7A
- 5-year warranty
- IP65

### SPECIFICATIONS

- Weight: 0.95 kg
- Dimensions: 191(l) x 89(w) x 48(h)mm
- Amps: 7A
- Volts: 12V
- Vehicle Type: CAR, Caravan & Motorhomes, Motor Bike
- 12V WET, MF, AGM, GEL batteries



## WAECO INVERTER 150 WATT CAN SIZE BATTERY/OVERLOAD PROTECTION

003814

Perfectly round, this can size inverter is easily accessible and can be placed in the vehicle's drink holder.

### FEATURES

- Firm and secure hold in the vehicle's cup holder
- Mobile energy for 240V low-power consumers
- Thermal overload protection, electronic short circuit protection, automatic low voltage shutdown

### SPECIFICATIONS

- Dimensions: 66mm(diam) x 173mm(l)
- Peak/Continuous Power: 250/150W
- Input Voltage: 12V DC (10 to 15V) 130mm(d)



## BATTERY CHARGER CTEK MXS 5.0

040192

The charger can solve a broad range of battery-related problems and is the perfect charger for those with high demands. The CTEK MXS 5.0 Battery Charger 12V 5A offers features such as battery diagnosis that shows if a battery can receive and retain a charge, a special reconditioning function that restores stratified and deeply discharged batteries, unique maintenance charging, a mode for optimised charging during cold winter days and the charging of demanding AGM batteries (i.e. Optima). The unique display allows the user to follow the entire charging process.

The MXS 5.0 is a fully automatic 8-step charger that delivers selectable 0.8A or 5A to 12V batteries from 1,2-110Ah and is suitable for maintenance charging up to 160Ah. The charger is IP 65 classified (splash and dust proof), designed to protect vehicle electronics and non-sparking, reverse polarity protected and short-circuit proof. It is delivered with a 5-year warranty.

### FEATURES

- Fully automatic 'connect and forget' 8 step 12V charging
- Smaller battery, normal battery, AGM and Recond programs
- Built in automatic temperature compensation
- Patented float/pulse maintenance for batteries up to

- 160Ah
- 5-year warranty

### SPECIFICATIONS

- Weight: 0.6 kg
- Dimensions: 168(l) x 65(w) x 38(h)